

PLACCHE E GRIFFE BROTHER



S00867

S00868

S01988

S01989

100266

100334

145971

147943



100603

111898

111508


147943

111859

111860

S03883

S03885



146050

S02742

150792

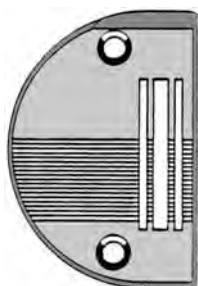
150793

156116

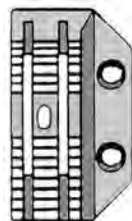
111860

S03000

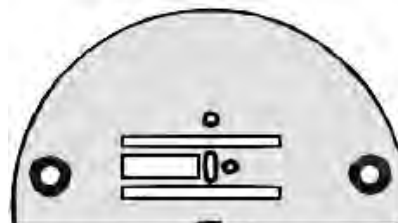
S02748



BS13101



BS13102



BERNINA 217 – SINGER 807

SB855-S1



SB855G-S1

PLACCHE E GRIFFE BROTHER

per tagliacuci serie 500 e 600 altre classi:832-835-837-842-845-847-872-875-838-925-926-928
vedere : RICAMBI BROTHER da pag. 179