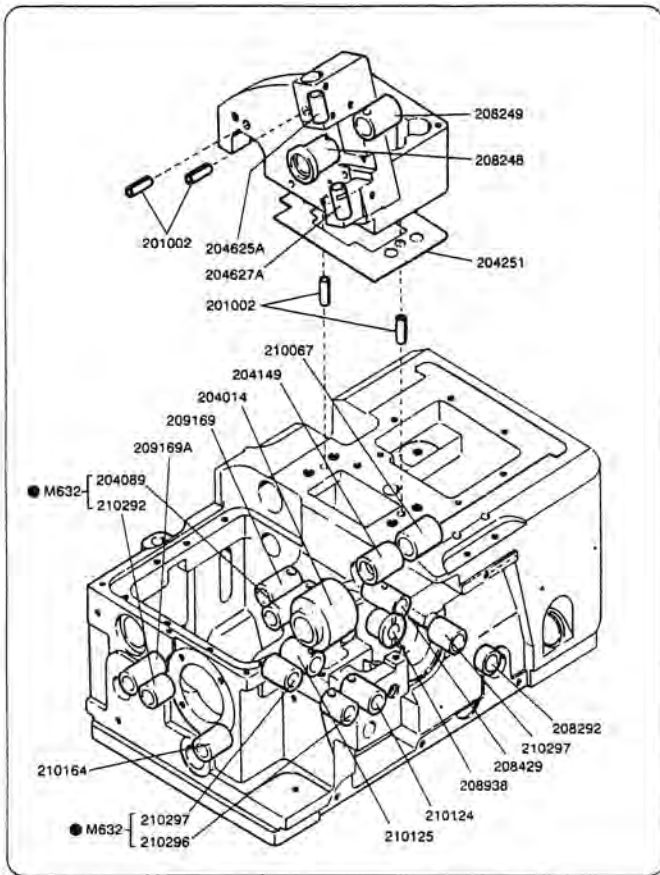
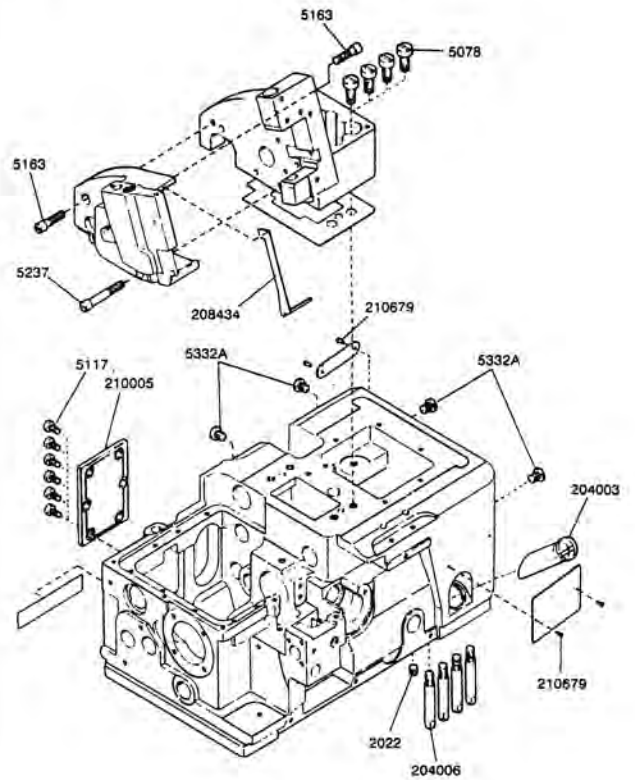


# RICAMBI WG/PEGASUS

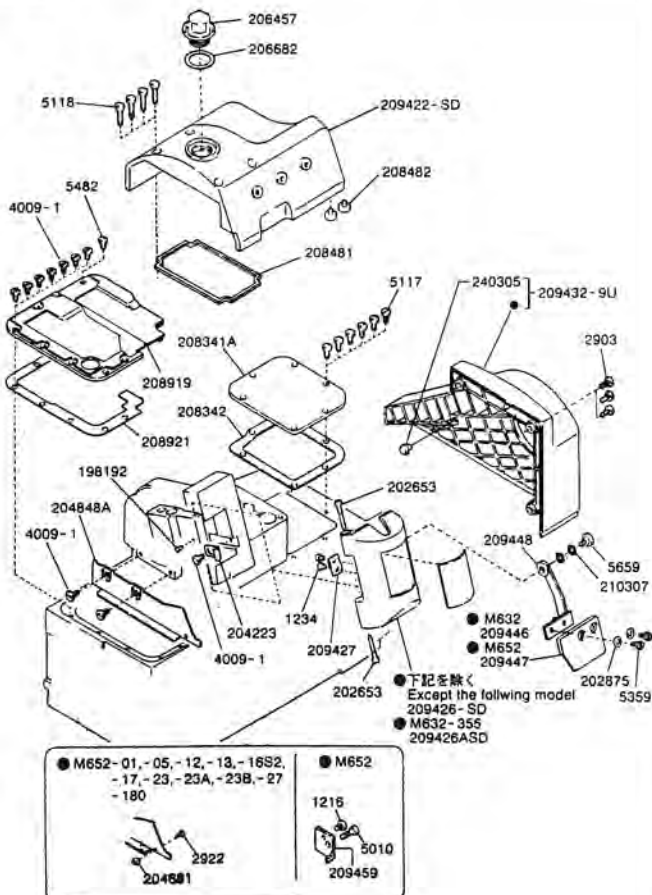
1



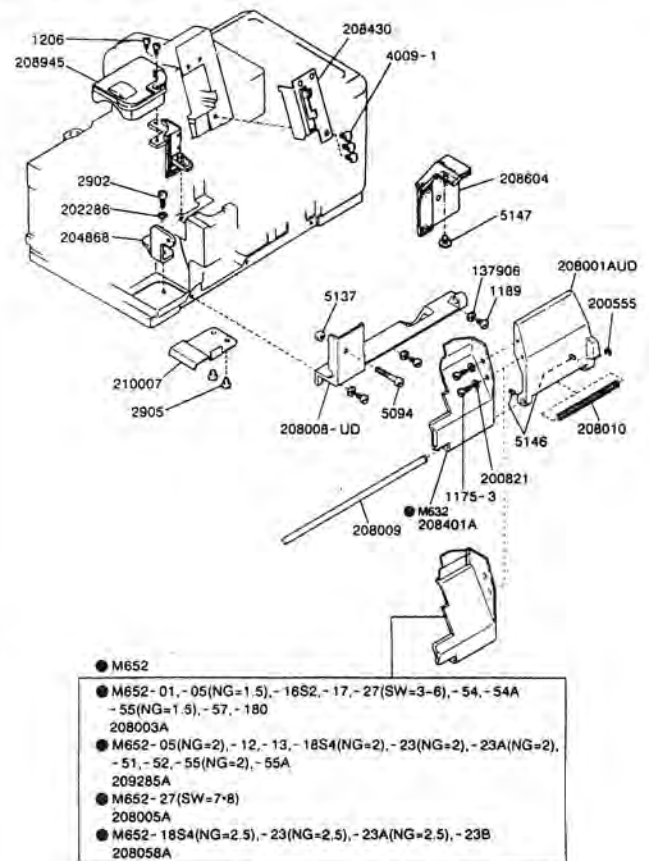
2



3

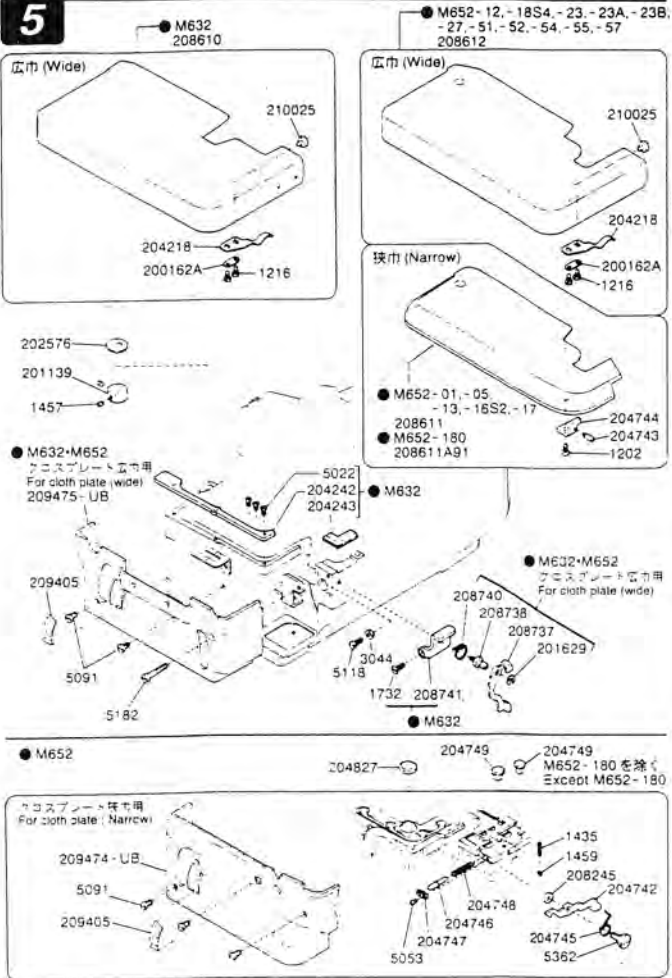


4

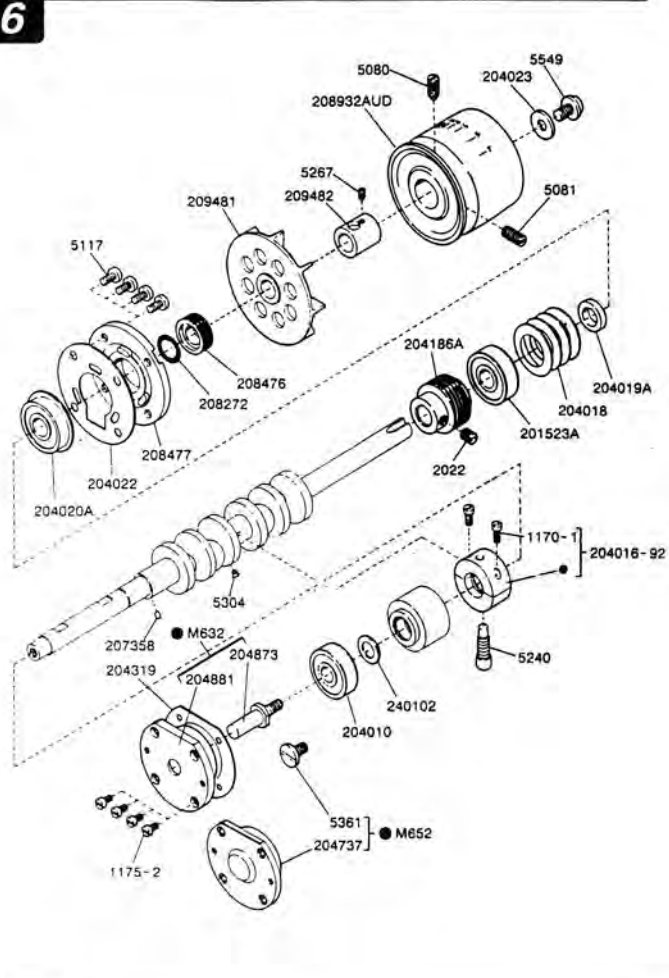


# RICAMBI WG/PEGASUS

**5**

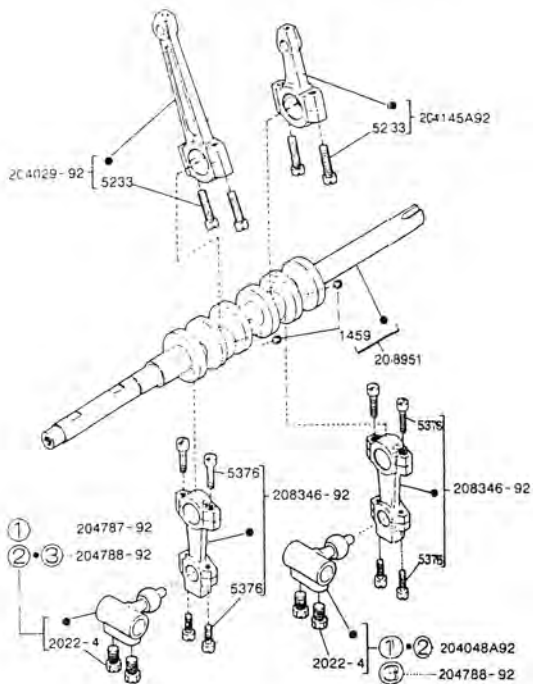


**6**

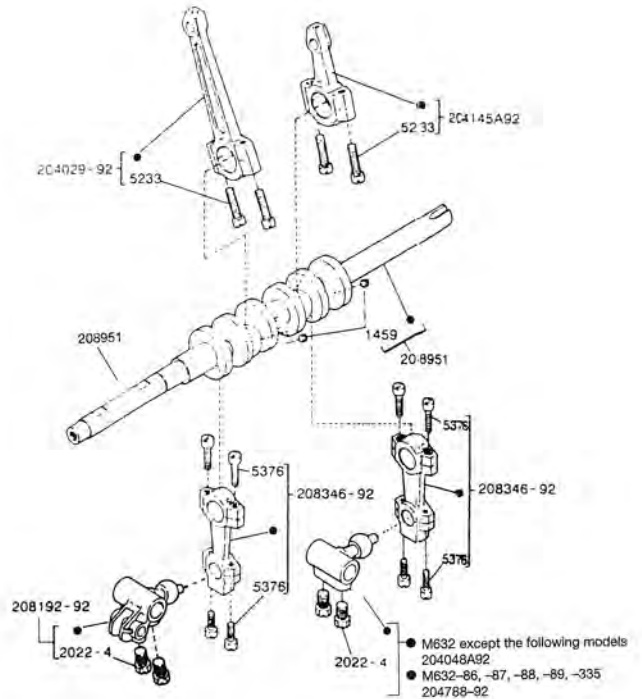


**7** M652

- |   |  |
|---|--|
| ① | M652-01-16S2,-17,-27(SW=3-6),<br>-54,-54A,-57,-180       |
| ② | M652-05-12,-13,-20(NG=2),<br>-23A(NG=2),-51,-52,-55,-55A |
| ③ | M652-18S4,-23(NG=2.5),<br>-23A(NG=2.5),-23B,-27(SW=7-8)  |



**8** M632



# RICAMBI WG/PEGASUS

**9** **G** ゲージパーツ表参照  
Please confirm the correct part by the gauge parts lists.

● M632 (下記を除く・except the following models)  
M652 [1本針・1-needle]  
(M652-27を除く・except M652-27)  
M652-05, -13 (2本針・2-needle)  
201380B92

● M632-86, -87, -88, -89, -335  
M652-27  
M652 [2本針・2-needle]  
(上記を除く・except the above 2-needle models)  
201441B92

● M652  
1本針 (1-Needle)

● M652  
2本針 (2-Needle)

● M632  
2本針 (2-Needle)

● M632  
3本針 (3-Needle)

**10** **G** ゲージパーツ表参照  
Please confirm the correct part by the gauge parts lists.

● M632

● M652

● M652-27

● M652-27を除く  
Except M652-27  
204636A

● M652-180  
204750A91

針板  
Needle plate

オーバー針受(前)  
Overlock needle guard (front)

オーバー針受(後)  
Overlock needle guard (rear)

針  
Needle

針留  
Needle holder

針  
Needle

針留  
Needle holder

針  
Needle

針留  
Needle holder

針受(後)  
Needle guard (rear)

針受(前)  
Needle guard (front)

移動式針受(後)  
Movable needle guard (rear)

二重鎖針受(前)  
Chainstitch needle guard (front)

二重鎖針受(後)  
Chainstitch needle guard (rear)

**11** **G** ゲージパーツ表参照  
Please confirm the correct part by the gauge parts lists.

上ルーパー  
Upper looper

下ルーパー  
Lower looper

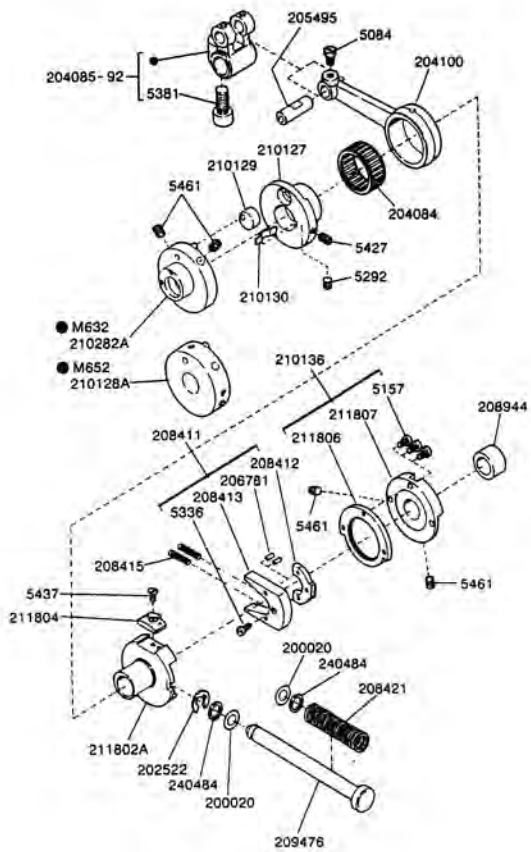
**12** **G** ゲージパーツ表参照  
Please confirm the correct part by the gauge parts lists.

下ルーパー  
Lower looper

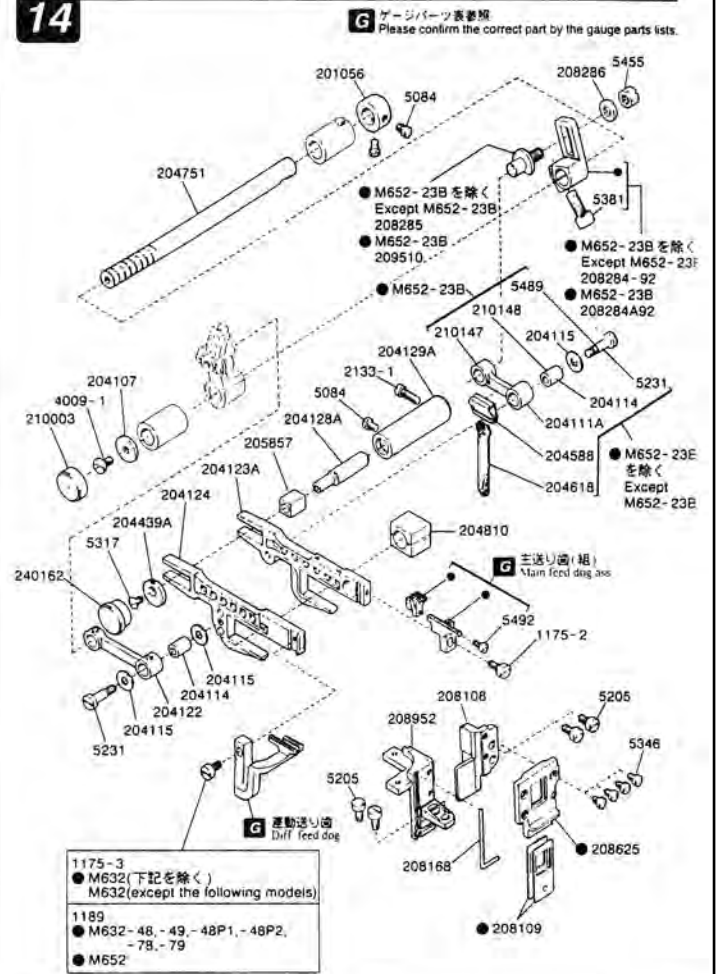
● M652  
209007-91

● M632  
204664-91

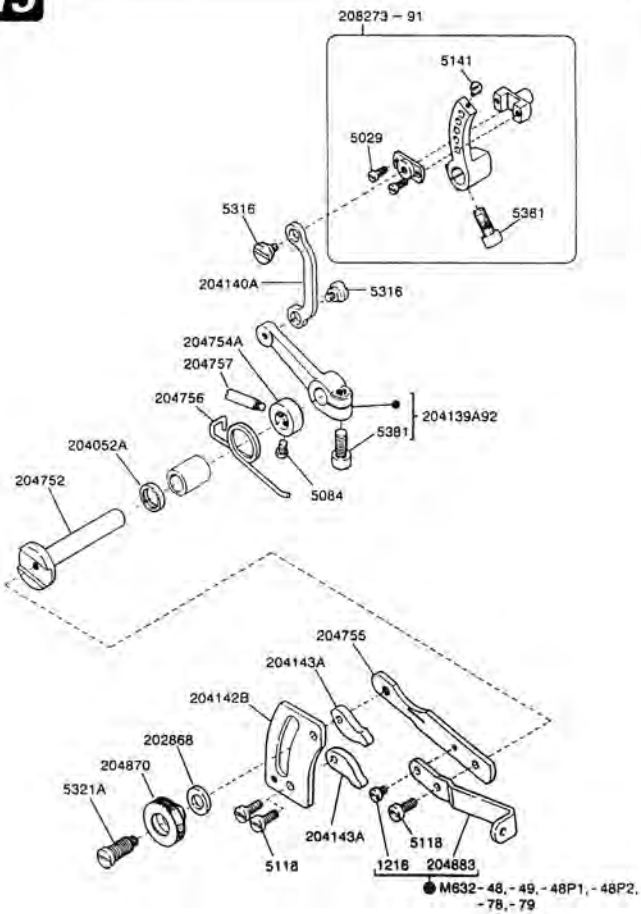
## 13



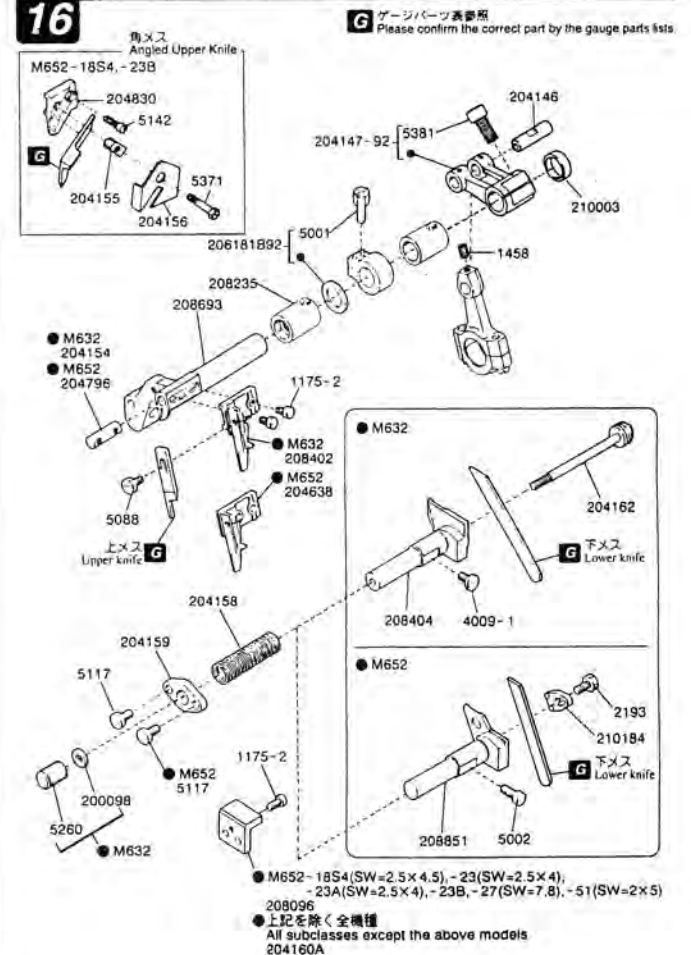
## 14



## 15



## 16

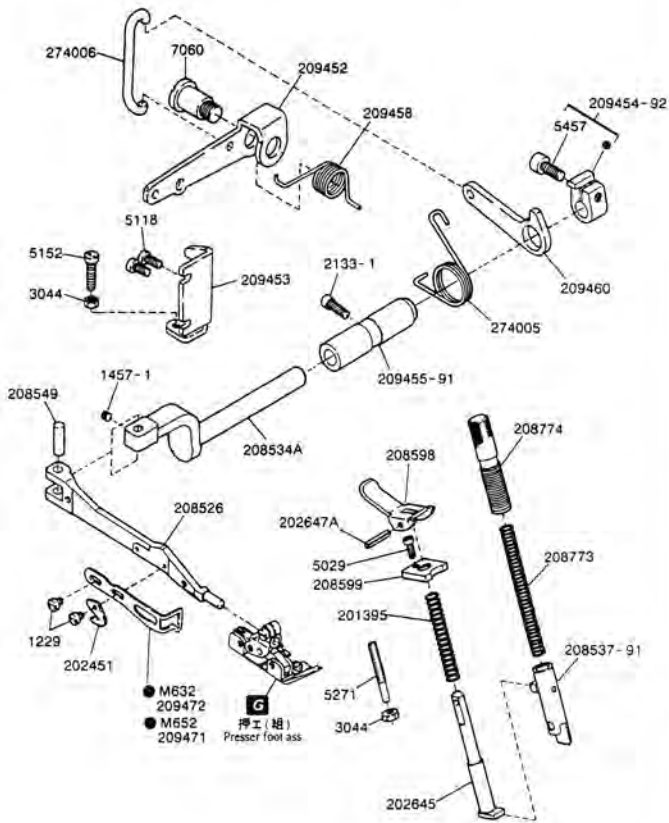




# RICAMBI WG/PEGASUS

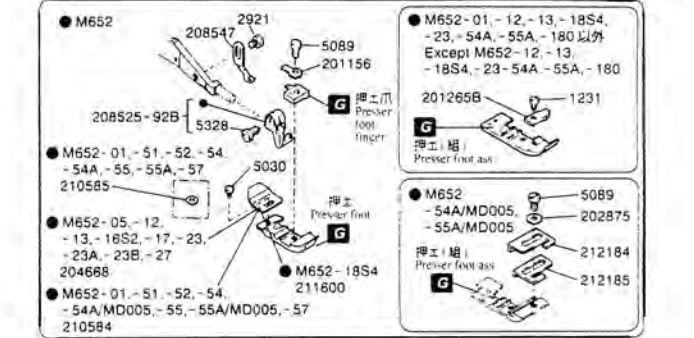
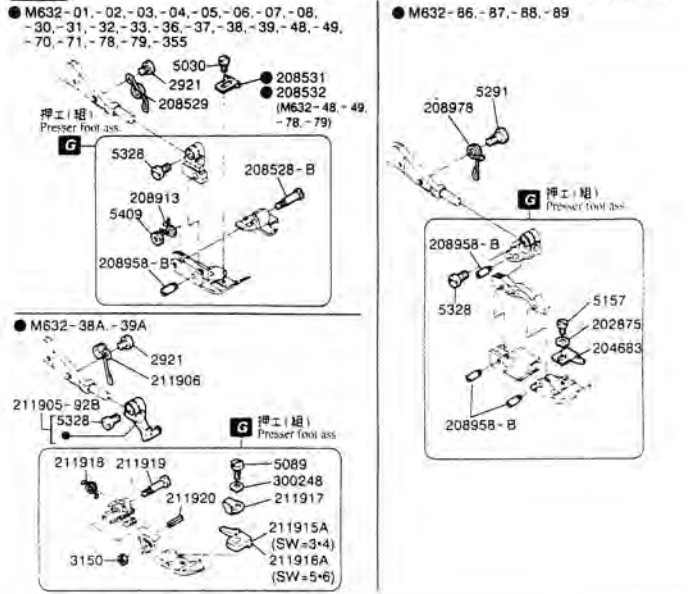
17

**G** ゲージパーツ表参照  
Please confirm the correct part by the gauge parts lists.

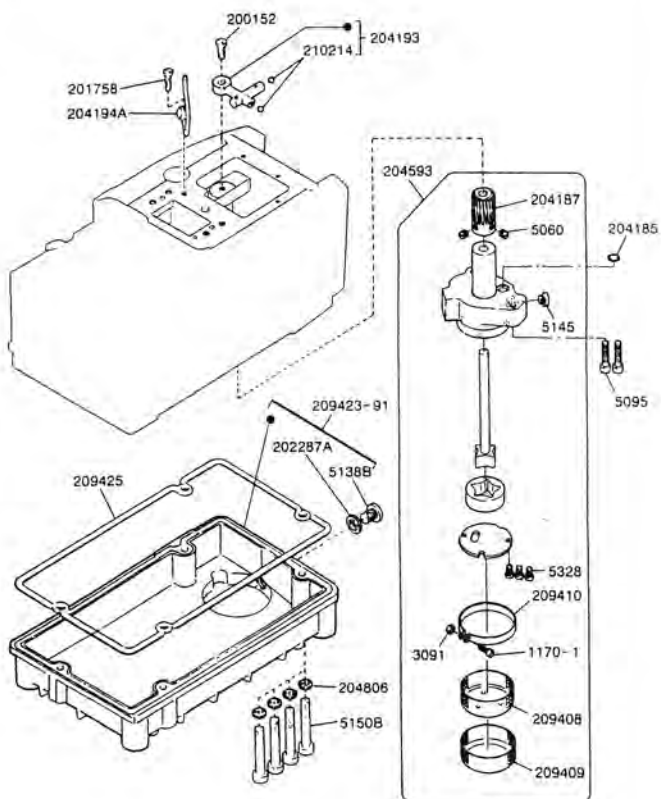


18

**G** ゲージパーツ表参照  
Please confirm the correct part by the gauge parts lists.

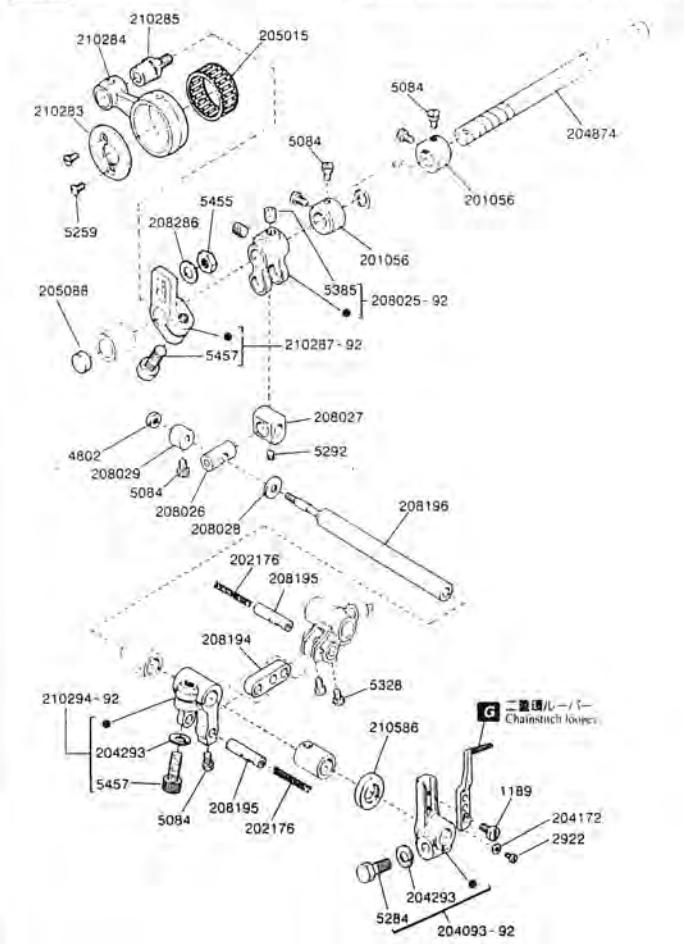


19



20

**G** ゲージパーツ表参照  
Please confirm the correct part by the gauge parts lists.



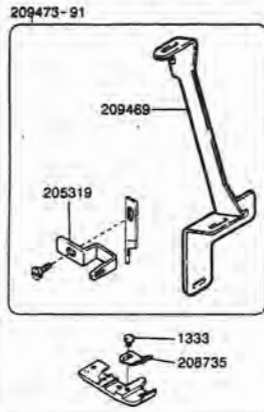
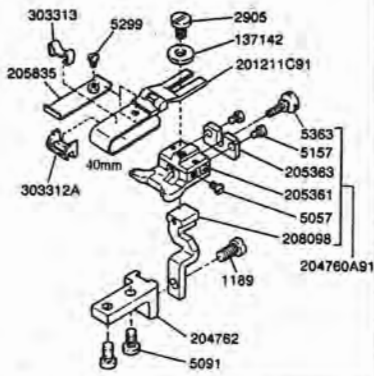


# RICAMBI WG/PEGASUS

25

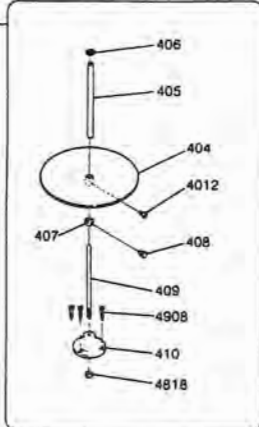
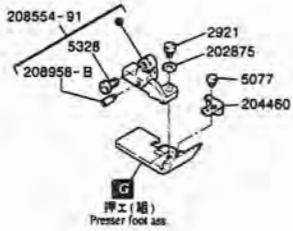
● M652-01

● M652-12,-13,-18S4,-23



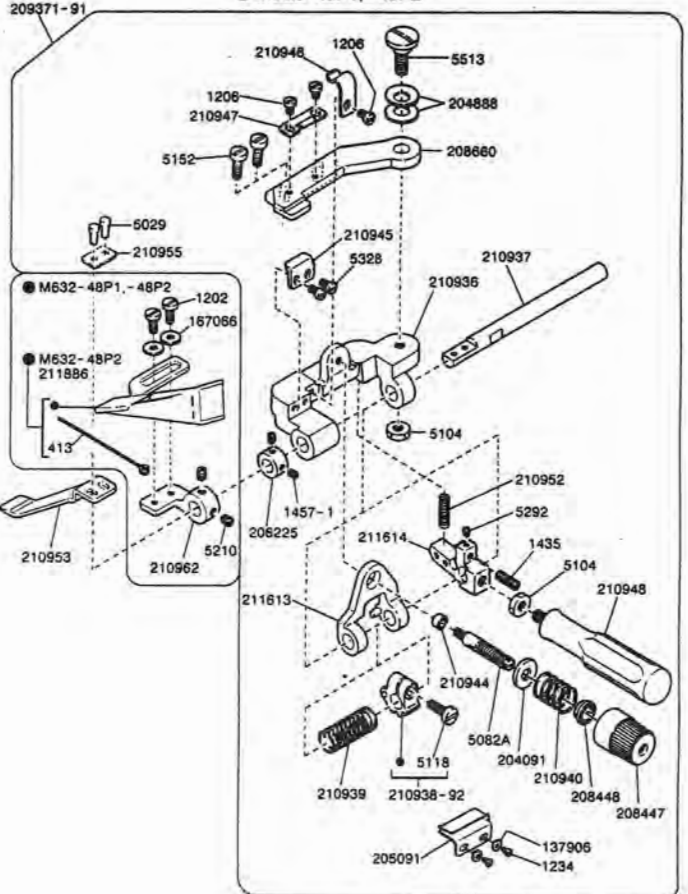
● M632-48P1,-48P2

403



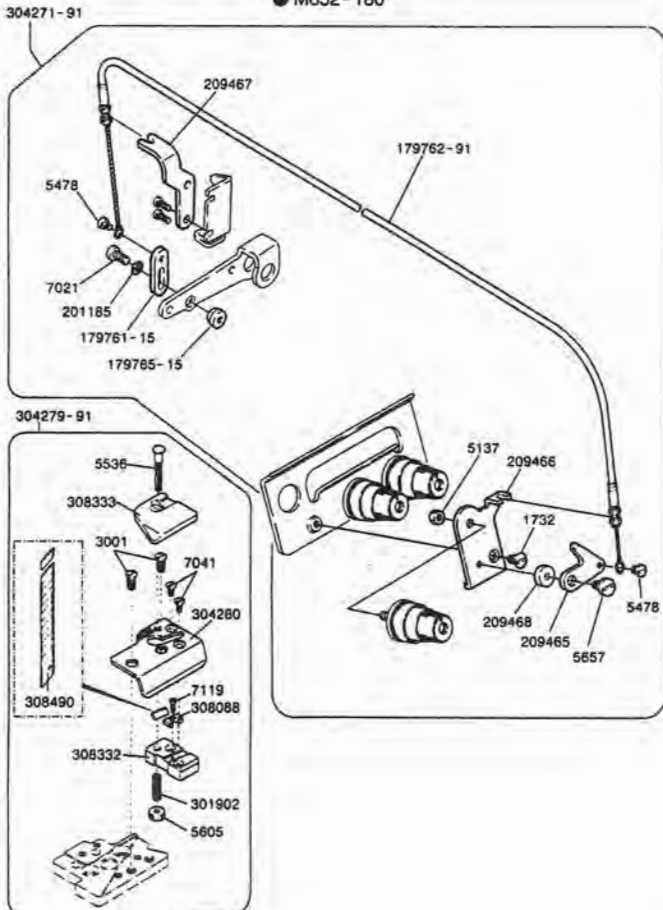
26

● M632-48,-49,-78,-79  
● M632-48P1,-48P2

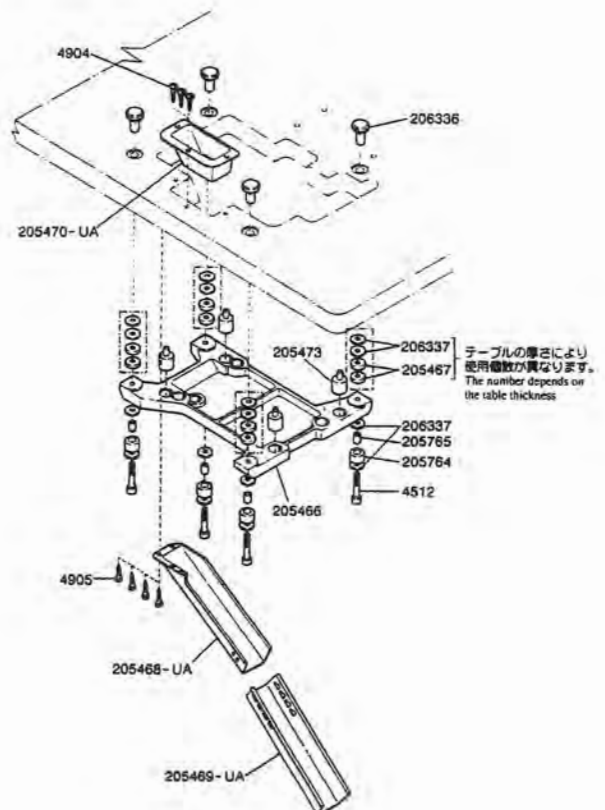


27

● M652-180



28



# RICAMBI WG/PEGASUS

## M632

M632 ゲージパーツ表 (1)

M632 GAUGE PARTS LIST (1)

形式 MACHINE TYPE /SPEC.		ゲージ GAUGE		針板 NEEDLE PLATE	主送り歯(組) MAIN FEED DOG ASS.	主送り歯本体 MAIN FEED DOG	補助送り歯 AUX. FEED DOG	差動送り歯 DIFF. FEED DOG	押エ(組) PRESSER FOOT ASS.	上ルーバー UPPER LOOPER	上スプレッター UPPER SPREADER	下ルーバー LOWER LOOPER	二重環ルーバー CHAINSTITCH LOOPER
		NG	SW										
M632-01 M632-02	2	3	204343A	208062	(204125B)	(204424)	208216	208500	204062 # 2 (M632-01)	204278 # 1 (M632-02)	204072	204314A	
4		204344A											
5		204345A											
6		204348A											
M632-03 M632-04	2	3	204343A	208063	(204248B)	(208059)	208215	208500	204062 # 2 (M632-03)	204278 # 1 (M632-04)	204072	204314A	
4		204344A											
5		204345A											
6		204348A											
M632-05 M632-06	2	3	204362	208065	(204395)	(204425)	208218	208500	204062 # 2 (M632-05)	204278 # 1 (M632-06)	204072	204314A	
4		204363											
5		204364											
6		204365											
M632-07 M632-08	2	3	204362	208066	(204396)	(208060)	208219	208500	204062 # 2 (M632-07)	204278 # 1 (M632-08)	204072	204314A	
4		204363											
5		204364											
6		204365											

形式 MACHINE TYPE /SPEC.		ゲージ GAUGE		上メス UPPER KNIFE	下メス LOWER KNIFE	オーバー針受		二重環針受		針留 NEEDLE HOLDER	針 NEEDLE		
						OVERLOCK NEEDLE GUARD		CHAINSTITCH NEEDLE GUARD					
						前 FRONT	後 REAR	前 FRONT	後 REAR				
M632-01 M632-02	2	3	201121A	204181	204782	204781	204536	204521	208908A92	DC × 27 #11			
4													
5													
6													
M632-03 M632-04	2	3	201121A	204181	204782	204781	204536	204521	208908A92	DC × 27 #11			
4													
5													
6													
M632-05 M632-06	2	3	201121A	204181	204782	204781	204536	204521	208908A92	DC × 27 #11			
4													
5													
6													
M632-07 M632-08	2	3	201121A	204181	204782	204781	204536	204521	208908A92	DC × 27 #11			
4													
5													
6													

M632 ゲージパーツ表 (2)

M632 GAUGE PARTS LIST (2)

形式 MACHINE TYPE /SPEC.		ゲージ GAUGE		針板 NEEDLE PLATE	主送り歯(組) MAIN FEED DOG ASS.	主送り歯本体 MAIN FEED DOG	補助送り歯 AUX. FEED DOG	差動送り歯 DIFF. FEED DOG	押エ(組) PRESSER FOOT ASS.	上ルーバー UPPER LOOPER	上スプレッター UPPER SPREADER	下ルーバー LOWER LOOPER	二重環ルーバー CHAINSTITCH LOOPER
		NG	SW										
M632-30 M632-32	3	3	204294B	208062	(204125B)	(204424)	208216	208501	204062 # 2 (M632-30)	204278 # 1 (M632-32)	204072	204314A	
4		204039B											
5		204252B											
6		204295B											
M632-31 M632-33	3	3	204294B	208063	(204248B)	(208059)	208215	208501	204702 # 4 (M632-31)	204704 # 3 (M632-33)	204072	204314A	
4		204039B											
5		204252B											
6		204295B											
M632-36 M632-37	3	3	204366	208065	(204395)	(204425)	208218	208501	204062 # 2 (M632-36)	204278 # 1 (M632-37)	204072	204314A	
4		204367											
5		204368											
6		204369											

形式 MACHINE TYPE /SPEC.		ゲージ GAUGE		上メス UPPER KNIFE	下メス LOWER KNIFE	オーバー針受		二重環針受		針留 NEEDLE HOLDER	針 NEEDLE		
						OVERLOCK NEEDLE GUARD		CHAINSTITCH NEEDLE GUARD					
						前 FRONT	後 REAR	前 FRONT	後 REAR				
M632-30 M632-32	3	3	201121A	204181	204782	204781	204536	204521	208908A92	DC × 27 #11			
4													
5													
6													
M632-31 M632-33	3	3	201121A	204181	204782	204781	204536	204521	208908A92	DC × 27 #14			
4													
5													
6													
M632-36 M632-37	3	3	201121A	204181	204782	204781	204536	204521	208908A92	DC × 27 #11			
4													
5													
6													



# RICAMBI WG/PEGASUS

## M632

### M632 ゲージパーツ表 (3)

### M632 GAUGE PARTS LIST (3)

形式 MACHINE TYPE /SPEC.	ゲージ GAUGE		針板 NEEDLE PLATE	主送り歯(組) MAIN FEED DOG ASS.	主送り歯本体 MAIN FEED DOG	補助送り歯 AUX. FEED DOG	差動送り歯 DIFF. FEED DOG	押エ(組) PRESSER FOOT ASS.	上ルーバー UPPER LOOPER	上スプレッター UPPER SPREADER	下ルーバー LOWER LOOPER	二重縫ルーバー CHAINSTITCH LOOPER
	NG	SW										
M632-38 M632-39	3	3	204386	208068	(204396)	(208060)	208219	208501	204702 # 4 (M632-38)	204704 # 3 (M632-39)	204072	204314A
		4	204387									
		5	204388									
		6	204389									
M632-38A M632-39A	3	3	204388	208066	(204396)	(208060)	208219	211909	204702 # 4 (M632-38A)	204704 # 3 (M632-39A)	204072	204314A
		4	204387									
		5	204388									
		6	204389									
M632-48 M632-49	3	3	204939	208074	(204931)	(208061)	204420	208508	204702 # 4 (M632-48)	204704 # 3 (M632-49)	204072	204314A
		4	204940									
		5	204941									
		6	204942									
M632-48P1 M632-48P2	3	4	204940	208074	(204931)	(208061)	204420	204502A	204702 # 4	-	204072	204314A
		5	204941									

形式 MACHINE TYPE /SPEC.	ゲージ GAUGE		上メス UPPER KNIFE	下メス LOWER KNIFE	オーバー針受 OVERLOCK NEEDLE GUARD		二重縫針受 CHAINSTITCH NEEDLE GUARD		針留 NEEDLE HOLDER	針 NEEDLE
	NG	SW			前 FRONT	後 REAR	前 FRONT	後 REAR		
M632-38 M632-39	3	3	201121A	204161	204782	204781	204536	204521	208909A92	DC x 27 #14
		4								
		5								
		6								
M632-38A M632-39A	3	3	202527A	204161	204782	204781	204536	204521	208909A92	DC x 27 #14
		4								
		5								
		6								
M632-48 M632-49	3	3	201121A	204161	204782	204781	204536	204521	208909A92	DC x 27 #14
		4								
		5								
		6								
M632-48P1 M632-48P2	3	4	201121A	204161	204782	204781	204536	204521	208909A92	DC x 27 #14
		5								

### M632 ゲージパーツ表 (4)

### M632 GAUGE PARTS LIST (4)

形式 MACHINE TYPE /SPEC.	ゲージ GAUGE		針板 NEEDLE PLATE	主送り歯(組) MAIN FEED DOG ASS.	主送り歯本体 MAIN FEED DOG	補助送り歯 AUX. FEED DOG	差動送り歯 DIFF. FEED DOG	押エ(組) PRESSER FOOT ASS.	上ルーバー UPPER LOOPER	上スプレッター UPPER SPREADER	下ルーバー LOWER LOOPER	二重縫ルーバー CHAINSTITCH LOOPER
	NG	SW										
M632-70 M632-71	5	3	204358A	208063	(204248B)	(208059)	208215	208502	204702 # 4 (M632-70)	204704 # 3 (M632-71)	204072	204431
		4	204359A									
		5	204360A									
		6	204361A									
M632-78 M632-79	5	3	204943	208076	(204933)	(208059)	204422	208508	204702 # 4 (M632-78)	204704 # 3 (M632-79)	204072	204431
		4	204944									
		5	204945									
		6	204946									
M632-86 M632-87	5	5	204526	208064	(204394)	(208059)	208217	208955	204703 # 6 (M632-86)	204705 # 5 (M632-87)	204072	204431-HC
		6	204529									
M632-88 M632-89	5	5	204700	208064	(204394)	(208059)	208225	208955	204703 # 6 (M632-88)	204705 # 5 (M632-89)	204072	204431-HC
		6	204701									
M632-355	3 x 2	3	208674	208066	(204396)	(208060)	208219	208649	204963 # 8	-	204072	204314A
		4	208648									

形式 MACHINE TYPE /SPEC.	ゲージ GAUGE		上メス UPPER KNIFE	下メス LOWER KNIFE	オーバー針受 OVERLOCK NEEDLE GUARD		二重縫針受 CHAINSTITCH NEEDLE GUARD		針留 NEEDLE HOLDER	針 NEEDLE
	NG	SW			前 FRONT	後 REAR	前 FRONT	後 REAR		
M632-70 M632-71	5	3	201121A	204161	204782	204781	204042	204522	208910A92	DC x 27 #14
		4								
		5								
		6								
M632-78 M632-79	5	3	201121A	204161	204782	204781	204042	204522	208910A92	DC x 27 #14
		4								
		5								
		6								
M632-86 M632-87	5	5	201121A	204161	204782	204781	204042	204522	208910A92	DC x 27 #21
		6								
M632-88 M632-89	5	5	201121A	204161	204782	204781	204042	204522	208910A92	DC x 27 #21
		6								
M632-355	3 x 2	3	201121A	204161	209159	209009	204536	204521	208905A92	DC x 27 #11
		4								

# RICAMBI WG/PEGASUS

## M652

M652 ゲージパーツ表 (1)

M652 GAUGE PARTS LIST (1)

形式 MACHINE TYPE /SPEC.	ゲージ GAUGE		針板 NEEDLE PLATE	主送り歯(組) MAIN FEED DOG ASS.	主送り歯本体 MAIN FEED DOG	補助送り歯 AUX. FEED DOG	差動送り歯 DIFF. FEED DOG	押エ PRESSER FOOT	押エ爪 PRESSER FOOT FINGER	上ルーバー UPPER LOOPER	下ルーバー LOWER LOOPER
	NG	SW									
M652-01	-	2	20929B	208090-BF	(204729ABF)	(204674)	204730-BF	201152E	201155C	204082 #2	204072
		3	209299								
		4	205773								
		5	209300								
M652-05	1.5	2	202699	208082-BF	(204692ABF)	(201265B)	204693-BF	201230C	201398B	204949 #11	204072
		3	202674								
	2	2	202702						201310A		
		3	202702								
M652-12	2	2	208753	208078-BF	(204675ABF)	(208735)	204690-BF	208730	208731	204963 #8	204072
		3	205255								
		4	202554E						208732		

形式 MACHINE TYPE /SPEC.	ゲージ GAUGE		上メス UPPER KNIFE	下メス LOWER KNIFE	針管 NEEDLE GUARD		針留 NEEDLE HOLDER	針 NEEDLE				
	NG	SW			前 FRONT	後 REAR						
M652-01	-	2	201121A	202295	204834	209009	-	DC × 27 #9				
		3										
		4										
		5										
M652-05	1.5	2	201121A	202295	204859	209009	208904A92	DC × 3 #9				
		3										
	2	2					208905A92	DC × 27 #9				
		3										
M652-12	2	2	201121A	201127	204859	209009	208905A92	DC × 27 #11				
		3		202295								
		4										

M652 ゲージパーツ表 (2)

M652 GAUGE PARTS LIST (2)

形式 MACHINE TYPE /SPEC.	ゲージ GAUGE		針板 NEEDLE PLATE	主送り歯(組) MAIN FEED DOG ASS.	主送り歯本体 MAIN FEED DOG	補助送り歯 AUX. FEED DOG	差動送り歯 DIFF. FEED DOG	押エ PRESSER FOOT	押エ爪 PRESSER FOOT FINGER	上ルーバー UPPER LOOPER	下ルーバー LOWER LOOPER		
	NG	SW											
M652-13	2	2	208753	208078-BF	(204675ABF)	(204674)	204676-BF	208730	208731	204949 #11	204072		
		3										205255	
		4										202554E	
M652-16S2	-	1.5	205465	208911	(204729A)	(208912)	204730	201230C	205525	204082 #2	204072		
M652-17	-	3	202542E	208078-BF	(204675ABF)	(204674)	204676-BF	201230C	201224B	204082 #2	204072		
		4										202548E	
		5										202596E	
		6										202597E	
M652-18S4	2	3	209387-30	209415-10F	(209416-16F)	(208735)	209417-18F	209388	201398B	209209 #13	204991		
		4							209387-40			201310A	
	2.5	2.5							209388-25			208049	204990 #12
		3.5							209388-35				
	4.5	209388-45	208050										

形式 MACHINE TYPE /SPEC.	ゲージ GAUGE		上メス UPPER KNIFE	下メス LOWER KNIFE	針管 NEEDLE GUARD		針留 NEEDLE HOLDER	針 NEEDLE				
	NG	SW			前 FRONT	後 REAR						
M652-13	2	2	201121A	201127	204859	209009	208905A92	DC × 27 #9				
		3		202295								
		4										
M652-16S2	-	1.5	201121A	202295	204834	209009	-	DC × 27 #11				
M652-17	-	3	201121A	201127	204834	209009	-	DC × 27 #9				
		4		202295								
		5										
		6										
M652-18S4	2	3	204835	202295	204859	209009	208905A92	DC × 27 #11				
		4							208051			
	2.5	2.5					208906A92					
		3.5										
	4.5											

# RICAMBI WG/PEGASUS

## M652

M652 ゲージパーツ表 (3)

M652 GAUGE PARTS LIST (3)



形式 MACHINE TYPE /SPEC.	ゲージ GAUGE		針板 NEEDLE PLATE	主送り歯(組) MAIN FEED DOG ASS.	主送り歯本体 MAIN FEED DOG	補助送り歯 AUX. FEED DOG	差動送り歯 DIFF. FEED DOG	押工 PRESSER FOOT	押工爪 PRESSER FOOT FINGER	上ルーバー UPPER LOOPER	下ルーバー LOWER LOOPER
	NG	SW									
M652-23	2	2	208753	208080-BF	(204878ABF)	(204874)	204891-BF	208730	208731	204984 # 9	204072
		3	205255								
	4	202554E									
	2.5	2.5	208030								
M652-23A	2	2	208753	208080-BF	(204878ABF)	(204874)	204891-BF	201230C	201398B	204984 # 9	204072
		3	205255								
	4	202554E									
	2.5	2.5	208030								
M652-23B	2.5	4.5	209508-45	209509-25F	(209418-25F)	(204874)	208417A25F	201230C	208050A	204990 # 12	204991
		3	202542E								
	4	202546E									
	5	202598E									
M652-27	-	6	202597E	208080	(204878A)	(204874)	204879	201230C	201224B	204703 # 8	204072
		7	204797								
		8	204731								



形式 MACHINE TYPE /SPEC.	ゲージ GAUGE		上メス UPPER KNIFE	下メス LOWER KNIFE	針受 NEEDLE GUARD		針留 NEEDLE HOLDER	針 NEEDLE
	NG	SW			前 FRONT	後 REAR		
M652-23	2	2	201121A	201127	204859	209009	208905A92	DC × 27 #14
		3		202295				
	4	201127						
	2.5	2.5		202295				
M652-23A	2	2	201121A	201127	204859	209009	208905A92	DC × 27 #14
		3		202295				
	4	201127						
	2.5	2.5		202295				
M652-23B	2.5	4.5	204835	202295	208051	209009	208906A92	DC × 27 #14
		3	201127					
	4	204634						
	5	204635						
M652-27	-	6	201121A	202295	204634	204635	-	DC × 27 #18
		7						
		8						

M652 ゲージパーツ表 (4)

M652 GAUGE PARTS LIST (4)



形式 MACHINE TYPE /SPEC.	ゲージ GAUGE		針板 NEEDLE PLATE	主送り歯(組) MAIN FEED DOG ASS.	主送り歯本体 MAIN FEED DOG	補助送り歯 AUX. FEED DOG	差動送り歯 DIFF. FEED DOG	押工 PRESSER FOOT	押工爪 PRESSER FOOT FINGER	上ルーバー UPPER LOOPER	下ルーバー LOWER LOOPER
	NG	SW									
M652-51	2	4	205243	208079A	(204875A)	(204877)	204878	205253	201310A	204702 # 4	204072
		5	205244								
M652-52	2	4	205243	208079-BF	(204875ABF)	(204877)	204878-BF	205253	201310A	204983 # 8	204072
		3	205320								
M652-54	-	4	205321	208083	(204892A)	(204877)	204893	202799	201224B	204702 # 4	204072
		5	205322								
		6	205323								
		3	205320								
M652-54A /MD005	-	4	205321	208083	(204892A)	(204877)	204893	212183 (組 ASS.) 212182	201224B	204702 # 4	204072
		5	205322								
		6	205323								



形式 MACHINE TYPE /SPEC.	ゲージ GAUGE		上メス UPPER KNIFE	下メス LOWER KNIFE	針受 NEEDLE GUARD		針留 NEEDLE HOLDER	針 NEEDLE
	NG	SW			前 FRONT	後 REAR		
M652-51	2	4	201121A	202295	204859	209009	208905A92	DC × 27 #11
		5		202295				
M652-52	2	4	201121A	202295	204859	209009	208905A92	DC × 27 #11
		3		201127				
M652-54	-	4	201121A	202295	204834	209009	-	DC × 27 #14
		5						
		6						
		3		201127				
M652-54A /MD005	-	4	201121A	202295	204834	209009	-	DC × 27 #14
		5						
		6						

# RICAMBI WG/PEGASUS

## M652

### M652 ゲージパーツ表 (5)

### M652 GAUGE PARTS LIST (5)

形式 MACHINE TYPE /SPEC.	ゲージ GAUGE		針板 NEEDLE PLATE	主送り歯(組) MAIN FEED DOG ASS.	主送り歯本体 MAIN FEED DOG	補助送り歯 AUX. FEED DOG	差動送り歯 DIFF. FEED DOG	押エ PRESSER FOOT	押エ爪 PRESSER FOOT FINGER	上ルーバー UPPER LOOPER	下ルーバー LOWER LOOPER
	NG	SW									
M652-55	1.5	3	202981	208083-BF	(204892ABF)	(204877)	204893-BF	202799	201396B	204949 #11	204072
	2	3	202982								
		4	202983								
M652-55A /MD005	1.5	3	202981	208083-BF	(204892ABF)	(204877)	204893-BF	212183 (組 ASS.) 212182	201396B	204949 #11	204072
	2	3	202982								
		4	202983								
		3	205324								
M652-57	-	3	205325	208079-BF	(204875ABF)	(204877)	204876-BF	205253	201224B	204082 #2	204072
		4	205326								
		5	205327								
		6	205327								
		4	202618A								
M652-180	-	4	202618A	208090A16F	(204729B16F)	(204874)	204730A16F	201473B	301433	204082 #2	204072
		5	204913A								







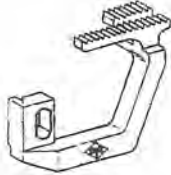
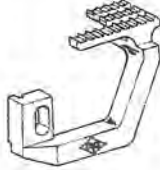

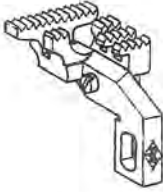
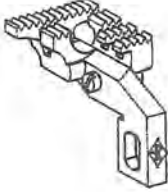
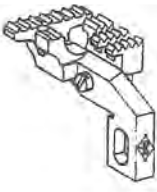





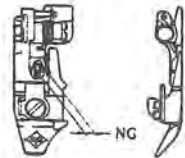




形式 MACHINE TYPE /SPEC.	ゲージ GAUGE		上メス UPPER KNIFE	下メス LOWER KNIFE	針受 NEEDLE GUARD		針留 NEEDLE HOLDER	針 NEEDLE
	NG	SW			FRONT	REAR		
M652-55	1.5	3	201121A	202295	204659	209009	208904A92	DC × 3 #9
	2	3						
		4						
M652-55A /MD005	1.5	3	201121A	202295	204659	209009	208904A92	DC × 3 #9
	2	3						
		4						
		3						
M652-57	-	3	201121A	201127	204634	209009	-	DC × 27 #8
		4						
		5						
		6						
		4						
M652-180	-	4	201121A	202295	204634	209009	-	DC × 27 #9
		5						

# FITEX







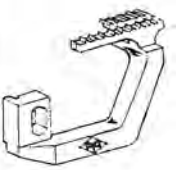
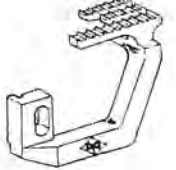
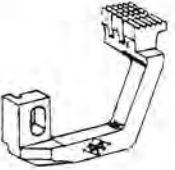
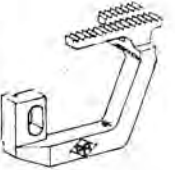
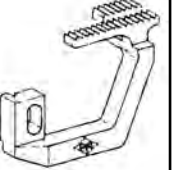
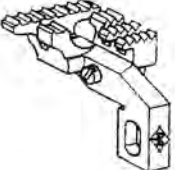
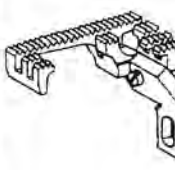
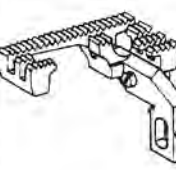
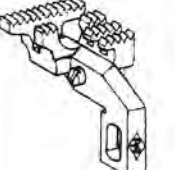
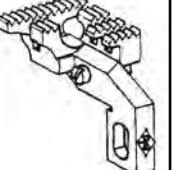





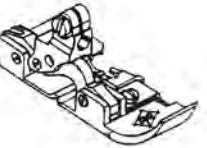
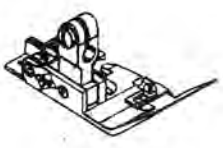
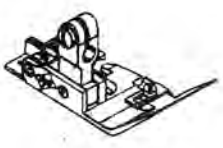
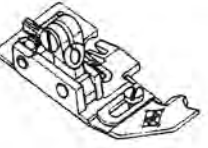
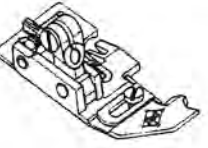
ORDINARE CITANDO **SEMPRE**  
IL NUMERO ORIGINALE DEL PEZZO







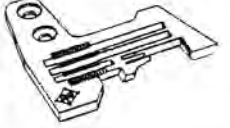
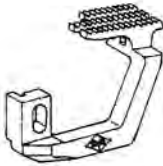
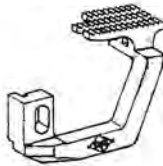

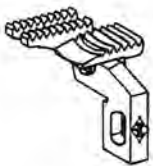
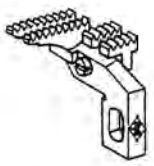







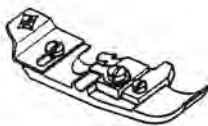
# RICAMBI WG/PEGASUS

GAUGE SET	E32-420/516-213-	E420A/516-213- (E32-420B/516-213)	E32-430/516-233-		E32-440/516-255-	
	3X3 3X4 3X5 3X6	3X3 3X4 3X5 3X6	3X3 3X4 3X5 3X6	5X3 5X4 5X5 5X6	3X3 3X4 3X5 3X6	5X3 5X4 5X5 5X6
Throat Plate	  210837 210838 210839 210840		  210845 210846 210847 210848	  210849 210850 210851 210852	  210859 210860 210861 210862	  210863 210864 210865 210866
Diff Feed Dog	  210492		  210494		  210498	  210501
Main Feed Dog	  210579		  210581		  210582	
Needle Clamp asm.		  210273		  210274	  210273	  210274
Presser foot asm.	  208504	  211909 211909 211910 211910	  208501	  208502	  208501	  208502


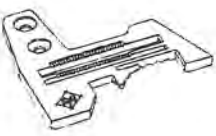


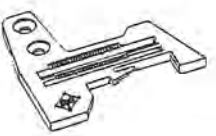


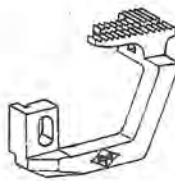


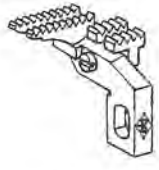

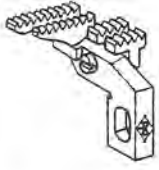
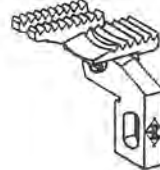


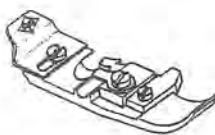

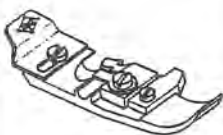

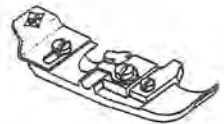
# RICAMBI WG/PEGASUS

GAUGE SET	E32-450/516-335- (E32-452/516-435)	E32-451/516-355- (E32-453/516-455)	E32-542/516-253-		E32-355- (E32-359)	E32-555- (E32-559)
	5X5 5X6	5X5 5X6	3X3 3X4 3X5 3X6	5X3 5X4 5X5 5X6	3X2X4	5X2X4
Throat Plate	  210853 210854	  210867 210868	  210980 210981 210982 210983	  210984 210985 210986 210987	  211570	  211575
Diff Feed Dog	  210495	  210501	  210957-PG		  210492	  210494
Main Feed Dog	  210582	  211002	  211003	  210579	  210581	
Needle Clamp asm.	  210274	  210273	  210274	  211573	  211577	
Presser foot asm.	  208955	  208508	  208509	  208649	  209255	

# RICAMBI WG/PEGASUS






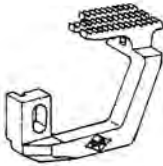
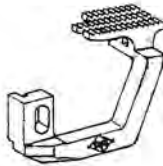
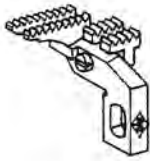
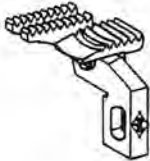
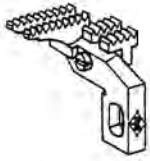








GAUGE SET	E52-130/504-253W-	E52-130/504-263N- (E52-130T/504-263N) (E52-141/504-463W)	E52-131M/512-353W- (E52-131M/514-353W)	E52-131MP1/514-353W	E52-132M/514-363W- (E52-133M/514-363N) (E52-142/512-463W) (E52-142/514-463W)
	0X3 0X4 0X5	0X4 0X5	2X4 2X5	2X4	2X3 2X4
Throat Plate	 210799 210800 210801	 210796 210797	 210809 210810	 210809	 210804 210805-PG
Diff Feed Dog	 210445	 210445-BF			
Main Feed Dog	 210575	 210574-BF	 210575-BF	 210574-BF	
Needle Clamp asm.	 211358		 211360		
Presser foot asm.	 205253/210370 205253/210371 205253/210371	 201230C/210371	 205253/210374	 205253P	 201230C/210503 201230C/210374

# RICAMBI WG/PEGASUS








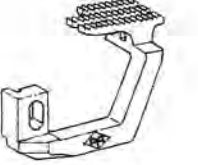
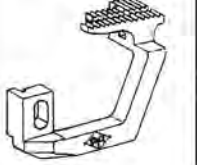

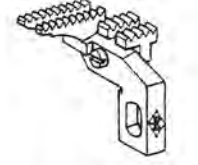
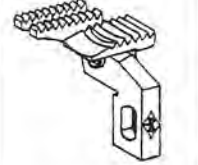
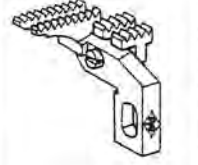
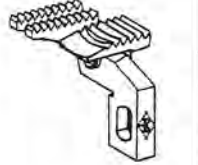
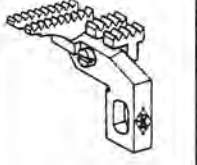
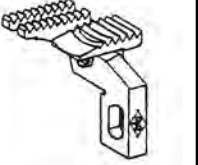

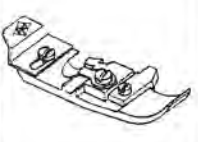



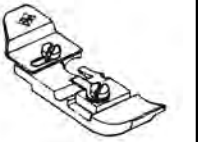
GAUGE SET	E52-134/504-233W-	E52-210/505-223N- (E52-211/503-223N)	E52-220/503-233W-	E52-221/504-365W-	E52-231/504-223N-
	0X3 0X4 0X5	0X3 0X4	0X3 0X4 0X5	0X4 0X5	0X1.5
Throat Plate	 210786 210787 210788	 210783 210784	 210786 210787 210788	 210796 210797	 210934
Diff Feed Dog	 210443	 210442-BF	 210443	 210446	 210442-BF
Main Feed Dog	 210697	 210569-BF	 210568-PG	 210576	 211290-BF
Needle Clamp asm.	 211358				
Presser foot asm.	 202799/210370 202799/210371 202799/210371	 201152E/201155C	 202799/210370 202799/210371 202799/210371	 201230C/210371	 201230C/205525



# RICAMBI WG/PEGASUS











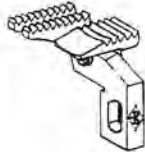
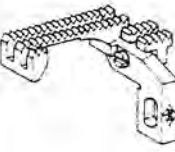
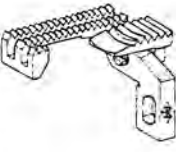
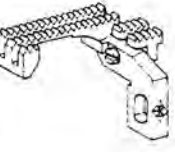
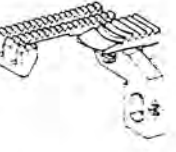





GAUGE SET	E52-130/504-253W-	E52-130/504-263N- (E52-130T/504-263N) (E52-141/504-463W)	E52-131M/512-353W- (E52-131M/514-353W)	E52-131MP1/514-353W	E52-132M/514-363W- (E52-133M/514-363N) (E52-142/512-463W) (E52-142/514-463W)
	0X3 0X4 0X5	0X4 0X5	2X4 2X5	2X4	2X3 2X4
Throat Plate	 210799 210800 210801	 210796 210797	 210809 210810	 210809	 210804 210805-PG
Diff Feed Dog	 210445	 210445-BF			
Main Feed Dog	 210575	 210574-BF	 210575-BF	 210574-BF	
Needle Clamp asm.	 211358		 211360		
Presser foot asm.	 205253/210370 205253/210371 205253/210371	 201230C/210371	 205253/210374	 205253P	 201230C/210503 201230C/210374

## RICAMBI WG/PEGASUS

GAUGE SET	E56-130/504-253W-	E56-130/504-263N-	E56-131/512-253W- (E56-131/514-253W)	E56-132/514-263W- (E56-133/514-263N)	E56-134/504-233W-	E56-210/505-223N- (E56-211/503-223N)
	0X3 0X4 0X5	0X4 0X5	2X3 2X4	2X3 2X4	0X3 0X4 0X5	0X3 0X4
Throat Plate	  210799 210800 210801	  210796 210797	  210808 210809	  210804 210805-PG	  210786 210787 210788	  210783 210784
Diff Feed Dog	  210445		  210445-BF		  210443	  210442-BF
Main Feed Dog	  210575	  210574-BF	  210575-BF	  210574-BF	  210697	  210569-BF
Presser foot asm.	  205253/210370 205253/210371 205253/210371	  201230C/210371	  205253/210503	  201230C/210503	  202799/210370 202799/210371 202799/210371	  201152E/201155C

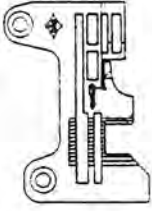
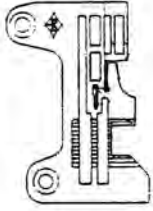
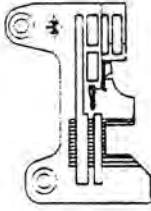
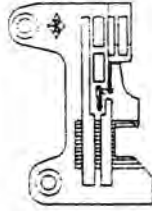
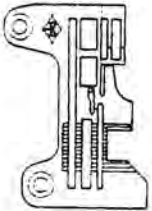
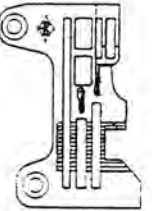
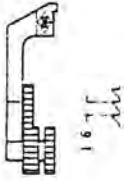
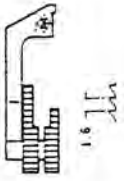
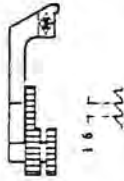
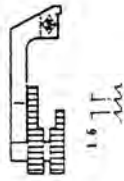
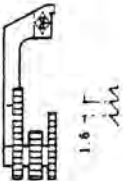
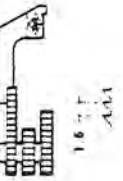
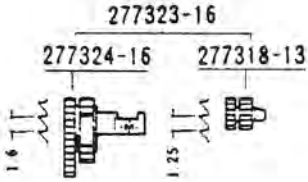
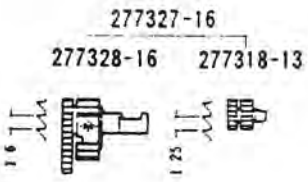


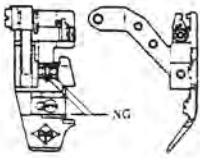
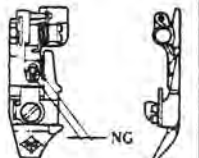
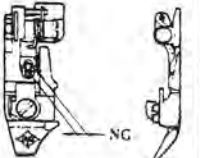
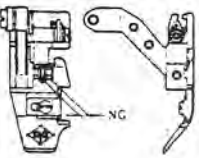
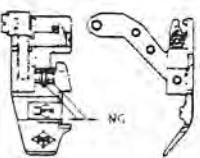
New items are always being added to our lines.  
 If the items required are not in this catalog, fax us immediately.

## RICAMBI WG/PEGASUS

GAUGE SET	E56-220/503-233W-	E56-231/503-123N- (E56-231/504-123N)	E56-242/504-253W-	E56-242/504-263W-	E56-243/512-253W- (E56-243/514-253W)	E56-243/512-263W- (E56-243/514-263W)
	0X3 0X4 0X5	0X1.5	0X3 0X4 0X5	0X4 0X5	2X3 2X4 2X5	2X3 2X4
Throat Plate	  210786 210787 210788	  210934	  210799 210800 210801	  210796 210797	  210808 210809 210810	  210804 210805-PG
Diff Feed Dog	  210443	  210442-BF	  210959-PG			
Main Feed Dog	  210568-PG	  211290-BF	  210996	  210997	  210996	  210997
Presser foot asm.	  202799/210370 202799/210371 202799/210371	  201230C/205525	  205135 205135 205136	  205135 205136	  205136	

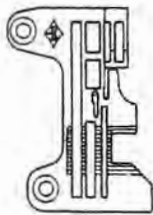
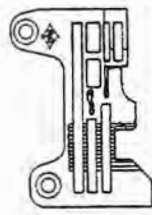
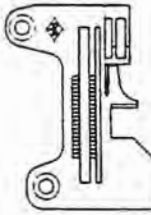
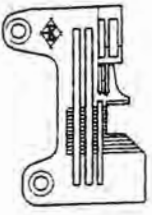
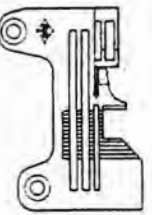
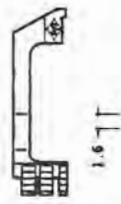
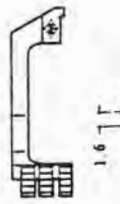
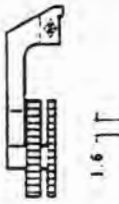
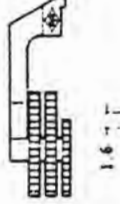
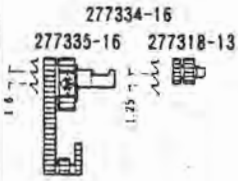
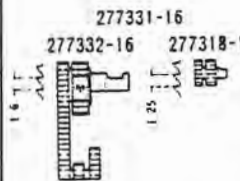
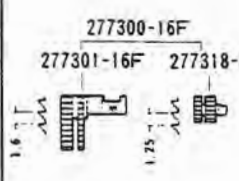
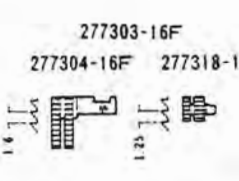





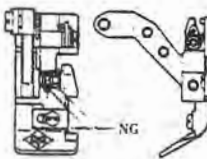
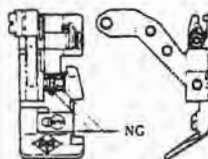



When ordering, please use the part numbers Exactly as show in this catalog, this will help us to expedite your shipment.

# RICAMBI WG/PEGASUS

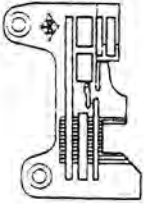
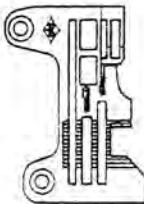
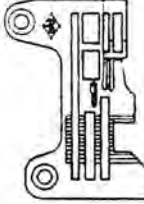
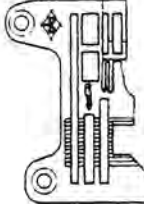

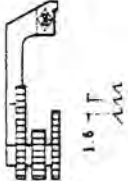
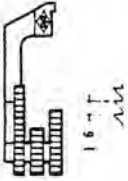
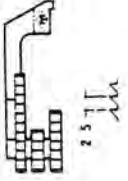
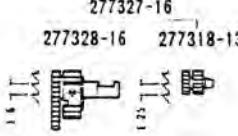
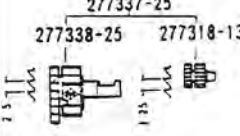





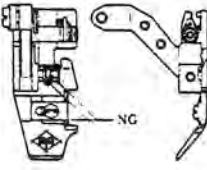
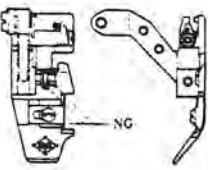
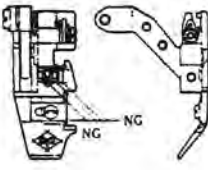
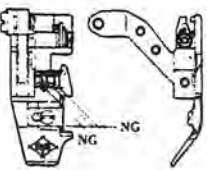
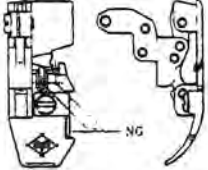
GAUGE SET	EX3216-02/223K-		EX3216-02A/223-		EX3216-03/233K-	
	3X3	3X4 3X5	3X3	3X4 3X5	3X4 3X5	5X5 5X6
Throat Plate	 277515R30	 277513R40 277513R50	 277515R30	 277513R40 277513R50	 277517R40 277517R50	 277516R50 277516R60
Diff Feed Dog	 277326-16	 277325-16	 277326-16	 277325-16	 277330-16	 277329-16
Main Feed Dog	 277323-16				 277327-16	
Needle Clamp asm.	 277027-92					 277028-92
Presser foot asm.	 277118	 211909		 211909 211910	 277118	 277119



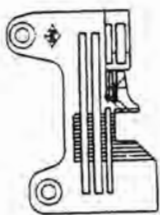
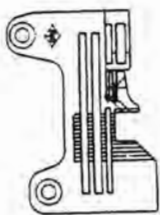
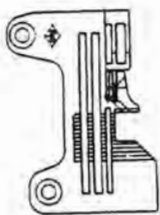
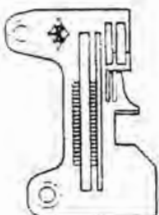
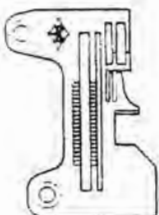
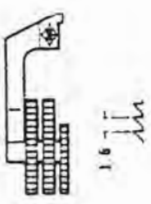
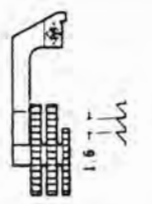
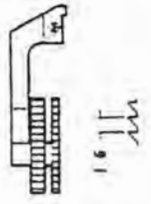
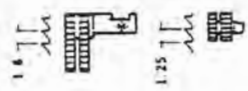
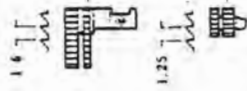






# RICAMBI WG/PEGASUS

GAUGE SET	EX3216-42/233K-		EX5204-01/223K-	EX5214-01/233K-	EX5204-02/233K-
	3X4 3X5	5X5 5X6	0X3 0X4 0X5	2X3 2X4	0X3 0X4 0X5
Throat Plate	 277521R40 277521R50	 277520R50 277520R60	 277500P30 277500P40 277500P50	 277505P30 277505P40	 277504R30 277504R40 277504R50
Diff Feed Dog	 277336-16	 277333-16	 277302-16F	 277305-16F	
Main Feed Dog	 277334-16 277335-16 277318-13 277334-16	 277331-16 277332-16 277318-13 277331-16	 277300-16F 277301-16F 277318-13 277300-16F	 277303-16F 277304-16F 277318-13 277303-16F	
Needle Clamp asm.	 277027-92	 277028-92	 179630-92	 277022-92	 179630-92
Presser foot asm.	 277120	 277121	 201230C/210370 201230C/210371 201230C/210371	 201230C/201396B 201230C/201310A	 201230C/210370 201230C/210371 201230C/210371

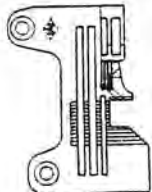
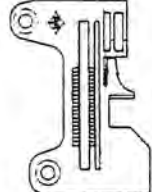
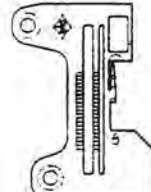
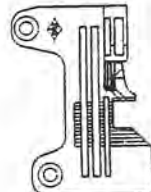
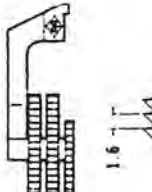
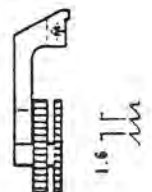
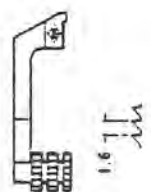
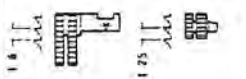
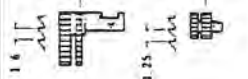
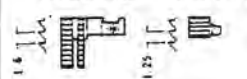





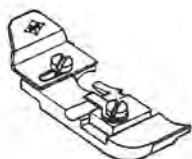

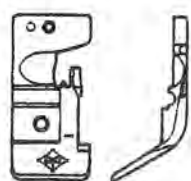
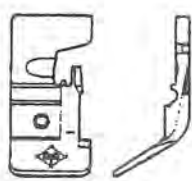
# RICAMBI WG/PEGASUS

GAUGE SET	EX3216-03/333K-		EX3244-03/333K-		EX3216-04/435K-
	3X4	5X5	3X2X4	5X2X4	5X5 5X6
Throat Plate	 277517R40	 277516R50	 277518R40	 277519R40	 277524T50 277524T60
Diff Feed Dog	 277330-16		 277329-16		 277339-25
Main Feed Dog	 277327-16 277328-16 277318-13				 277337-25 277338-25 277318-13
Needle Clamp asm.	 277027-92	 277028-92	 277030-92	 277031-92	 277029-92
Presser foot asm.	 277118	 277119	 277118A	 277119A	 277122








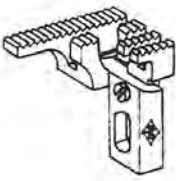

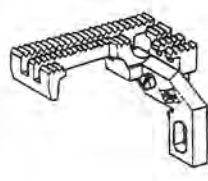

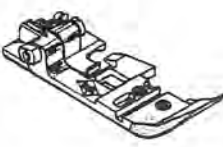
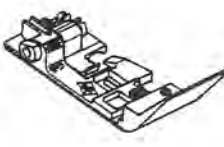
# RICAMBI WG/PEGASUS

GAUGE SET	EX5214-53/333K- (EX5214-53C3/333) (EX5214-M53/333K) (EX5214-M53C3/333K)	EX5214-54/433K-		EX5214-92M2/223K-	
	2X3 2X4 2X5	2X3	2X4 2X5	2X3	2X4
Throat Plate	  277505R30 277505R40 277505R50	  277505R30	  277505R40 277505R50	  277501R30	  277501R40
Diff Feed Dog	  277305-16F	  277316-16F	  277302-16F		
Main Feed Dog	  277303-16F 277304-16F 277318-13  277303-16F		  277300-16F 277301-16F 277318-13  277300-16F		
Needle Clamp asm.	  227022-92				
Presser foot asm.	  277112/277159 277112/208651 277112/208651	  277112/277159	  277159 208651  277112/208651	  201152E/201396B	  201152E/201310A

# RICAMBI WG/PEGASUS








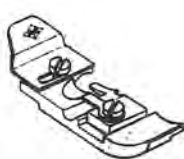

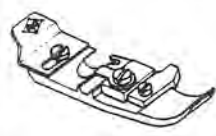
GAUGE SET	EX5212-02/333K- (EX5214-03/333K) (EX5214-03C3/333K) (EX5214-M03/333K) (EX5214-M03C3/333K)	EX5205-12/223K- (EX5203-12/223K)	EX5204-32R2/223LK	EX5214-43/333K-	EX5214-43P1/333K- EX5214-43P2/333K-
	2X3 2X4 2X5	0X3 0X4	0X1.5	2X3 2X4	2X3 2X4
Throat Plate	 277505R30 277505R40 277505R50	 277500P30 277500P40	 277502P15	 277505R30 277505R40	
Diff Feed Dog	 277305-16F	 277302-16F	 277308-16		
Main Feed Dog	 277303-16F 277304-16F 277318-13 277303-16F	 277300-16F 277301-16F 277318-13 277300-16F	 277315-16F 277301-16F 277319-13 277315-16F	 277306-16 277307-16 277318-13 277306-16	
Needle Clamp asm.	 277022-92	 179630-92	 277022-92		
Presser foot asm.	 201230C/210503 201230C/210374 201230C/210374	 201152E/277115 201152E/277103	 202799/205525	 277124	 277125

# RICAMBI WG/PEGASUS








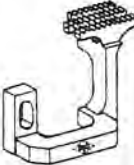
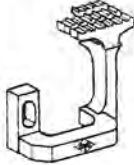

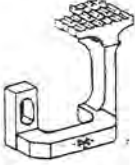
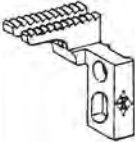


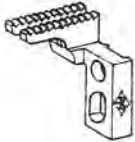
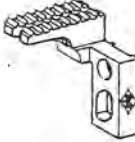






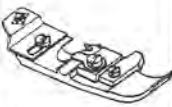

GAUGE SET	U32-30-	U32-31	U32-34	U32-48
	3X3 3X4 3X5 3X6	3X3 3X4 3X5 3X6	3X3 3X4 3X5 3X6	3X3 3X4 3X5 3X6
Throat Plate	 204294B 204039B 204252B 204295B		 204374 204375 204376 204377	
Diff Feed Dog	 204254B	 204250B	 204408	 204420
Main Feed Dog	 204125B	 204248B	 204394	 204404
Needle Clamp asm.	 204037A			
Presser foot asm.	 204167B		 204456	



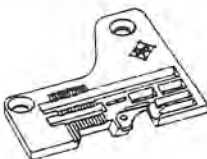
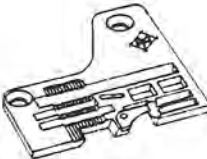
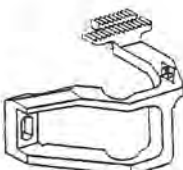
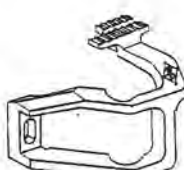
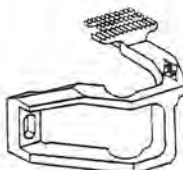
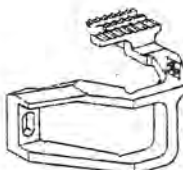

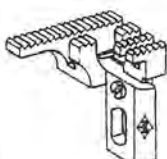
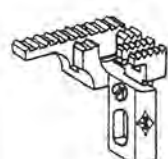
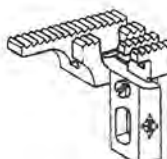
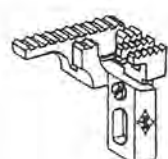
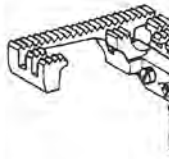


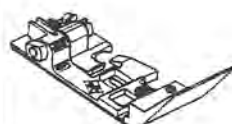
# RICAMBI WG/PEGASUS

GAUGE SET	R53-01-0X2	R53-01-0X3	R53-01-0X4	R53-05-2X3 R53-09-2X3 R53-15-2X3	R53-05-2X4 R53-09-2X4 R53-15-2X4
Throat Plate	202616	 202617	202618	 202702	202675
Diff Feed Dog	 201097C			 202854A	
Main Feed Dog	 201094B				
Aux. Feed Dog	 202634A				
Needle Clamp asm.	-----	-----	-----	 208905	
Presser foot asm.	 201152E/201155C			 201230C/201396B	 201230C/201310A





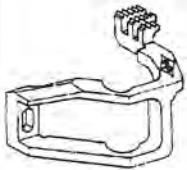
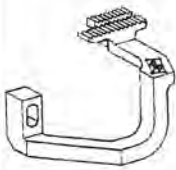
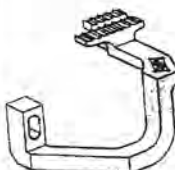
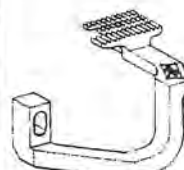
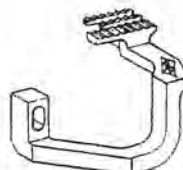

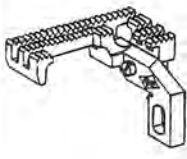

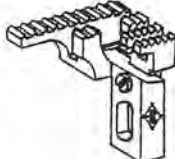
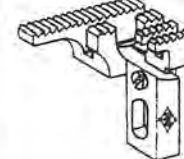
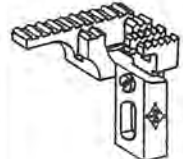
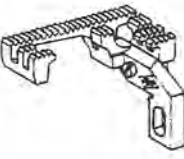





# RICAMBI WG/PEGASUS

GAUGE SET	U52-01-	U52-17-	U52-17S-	U52-12-		U52-12S-	
	0X2 0X3 0X4	0X4	0X4	2X3	2X4	2X3	2X4
Throat Plate	 202616 202617 202618	 202546E		 205255	 202554E	 205255	 202554E
Diff Feed Dog	 204730	 204690	 204679	 204690	 204691		
Main Feed Dog	 204729A	 204675A	 204678A	 204675A	 204678A		
Aux. Feed Dog				 204674			
Needle Clamp asm.	-----	-----	-----		 208905		
Presser foot asm.	 201152E/201155C	 201230C/201155C	 201230C/201396B	 201230C/201310A	 201230C/201396B	 201230C/201310A	


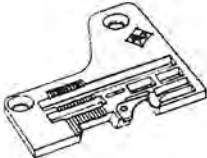
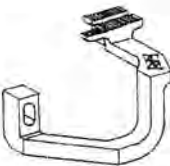
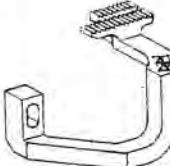
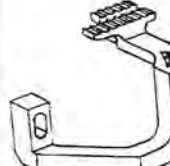
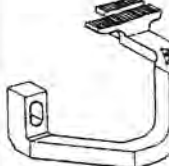
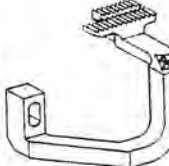

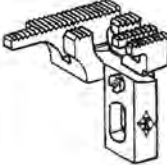
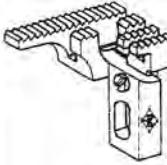
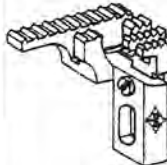
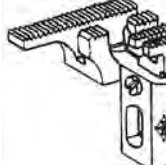
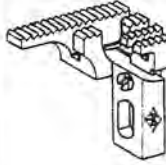
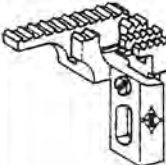



# RICAMBI WG/PEGASUS

GAUGE SET	U32-70	U32-72	U32-74-	U32-76	U32-78-
	5X3 5X4 5X5 5X6	5X3 5X4 5X5 5X6	5X5	5X5	5X5
Throat Plate	 204358A 204359A 204360A 204361A		 204380		
Diff Feed Dog	 204250B	 204408	 204415	 204416	 204422
Main Feed Dog	 204248B	 204394	 204248B	 204394	 204406
Needle Clamp asm.	 204430				
Presser foot asm.	 204433A				 204458

# RICAMBI WG/PEGASUS





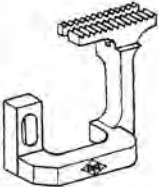
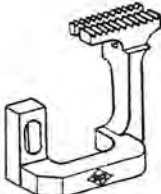
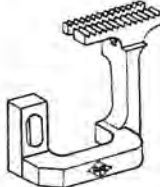
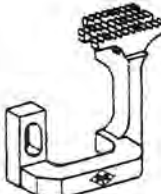



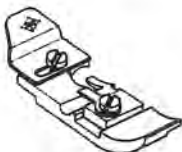


GAUGE SET	L32-48- (L32-49-)	L32-70- (L32-71-)	L32-72- (L32-73-)	L32-74-	L32-76-	L32-78- (L32-79-)	
	3X3 3X4 3X5 3X6	5X3 5X4 5X5 5X6	5X3 5X4 5X5 5X6	5X5	5X5	5X3 5X4 5X5 5X6	
Throat Plate	 204939 204940 204941 204942	 204358A 204359A 204360A 204361A		 204380		 204943 204944 204945 204946	
Diff Feed Dog	 204420	 208215	 208217	 208224	 208225	 204422	
Main Feed Dog asm.	 208074	 208063	 208064	 208063	 208064	 208076	
Needle Clamp asm.	 208909					 208910	
Presser foot asm.	 208508	 208502				 208509	

# RICAMBI WG/PEGASUS


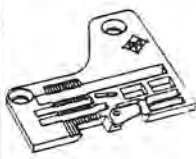


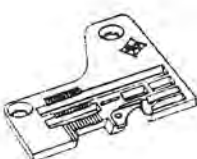
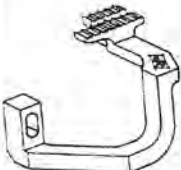
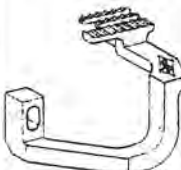
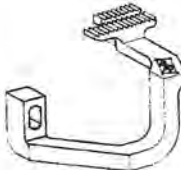
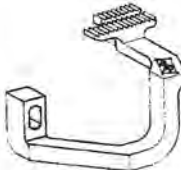
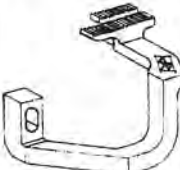
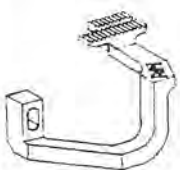
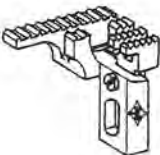
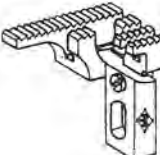
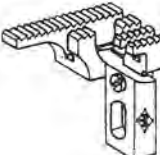
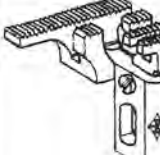
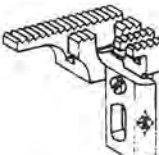




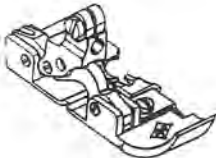
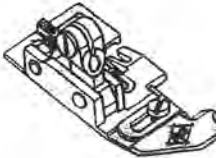
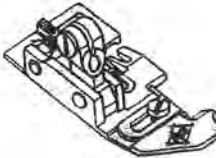
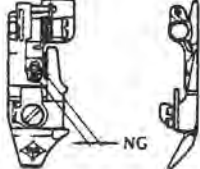
GAUGE SET	L32-30- (L32-32-)	L32-31- (L32-33-)	L32-34- (L32-35-)	L32-36- (L32-37-)	L32-38- (L32-39-)	L32-40- (L32-41-)
	3X3 3X4 3X5 3X6	3X3 3X4 3X5 3X6	3X3 3X4 3X5 3X6	3X3 3X4 3X5 3X6	3X3 3X4 3X5 3X6	3X3 3X4 3X5 3X6
Throat Plate	 <p>204294B 204039B 204252B 204295B</p>			 <p>204366 204367 204368 204369</p>		
Diff Feed Dog	 <p>208216</p>	 <p>208215</p>	 <p>208217</p>	 <p>208218</p>	 <p>208219</p>	 <p>208220</p>
Main Feed Dog asm.	 <p>208062</p>	 <p>208063</p>	 <p>208064</p>	 <p>208065</p>	 <p>208066</p>	 <p>208067</p>
Needle Clamp asm.	 <p>208909</p>					
Presser foot asm.	 <p>208501</p>			 <p>208504</p>		






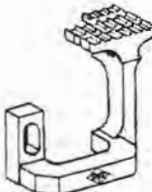



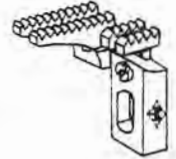






# RICAMBI WG/PEGASUS

GAUGE SET	L52-01-	L52-01S-	L52-02-	L52-12-
	0X2 0X3 0X4	0X2 0X3 0X4	0X2 0X3 0X4	2X2 2X3 2X4
Throat Plate	  209298 209299 205773	  202616 202617 202618	  209298 209299 205773	  208753 205255 202554E
Diff Feed Dog	  204730-BF	  204977-BF	  2044730-BF	  204690-BF
Main Feed Dog	  208090-BF			  208078-BF
Needle Clamp asm.	-----	-----	-----	  208905
Presser foot asm.	  201152E/201155C	  201473B/201224B		  208730A





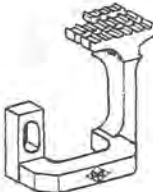


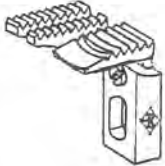



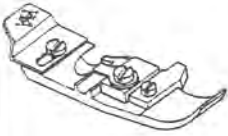
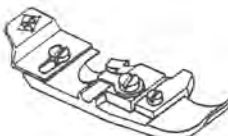
# RICAMBI WG/PEGASUS

GAUGE SET	L32-86- (L32-87-)	L32-88-	L32-355- (L32-359-)	L32-555- (L32-559-)	L32-36A-3X3 L32-37A-3X4	L32-38A-3X3 L32-39A-3X4
	5X5 5X6	5X5	3X2X3 3X2X4	5X2X3 5X2X4	L32-36B-3X5 L32-37B-3X6	L32-38B-3X5 L32-39B-3X6
Throat Plate	 204528 204529	 204700	 208674 208648	 208675 207676	 204366 204367 204368 204369	
Diff Feed Dog	 208217	 208225	 208219	 208215	 208218	 208219
Main Feed Dog asm.	 208064		 208066	 208063	 208065	 208066
Needle Clamp asm.	 208910		 208965	 209254	 208909	
Presser foot asm.	 208506		 208649	 209255	 211909 211909 211910 211910	

# RICAMBI WG/PEGASUS

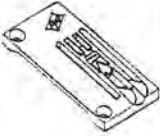



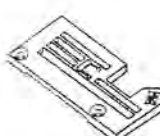


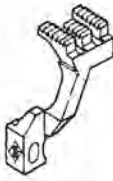

















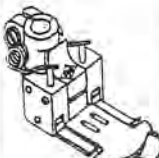

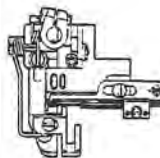
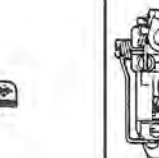
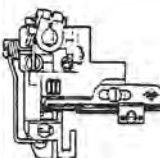
GAUGE SET	L52-11- (L52-13A)	L52-13-	L52-23-	L52-23A-	L52-51- (L52-52)
	2X2 2X3 2X4	2X2 2X3 2X4	2X2 2X3 2X4	2X2 2X3 2X4	2X4
Throat Plate	 208753 205255 202554E				 205243
Diff Feed Dog	 204676-BF	 204691-BF		 204676-BF	
Main Feed Dog	 208078-BF	 208080-BF		 208079-BF	
Needle Clamp asm.	 208905				
Presser foot asm.	 201230C/201396B 201230C/201396B 201230C/201310A	 208730A	 208730A	 201230C/201396B 201230C/201396B 201230C/201310A	 205253/201310A

# RICAMBI WG/PEGASUS

GAUGE SET	L52-16S2-	L52-17-	L52-26-	L52-27-	L52-28-
	0X1.5	0X4	0X4	0X4	0X4
Throat Plate	 205465		 202546E		
Diff Feed Dog	 204730	 204676-BF	 204691-BF	 204679-BF	 204690-BF
Main Feed Dog	 208911	 208078-BF	 208080-BF		 208078-BF
Presser foot asm.	 201230C/205525		 201230C/201224B		

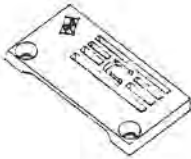
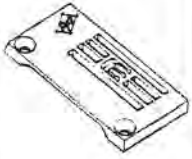
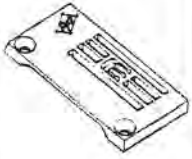
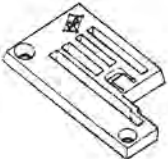
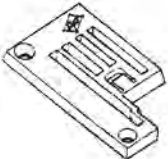
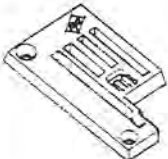
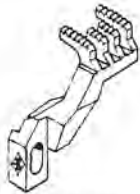
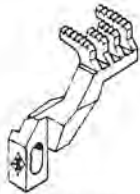
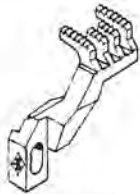















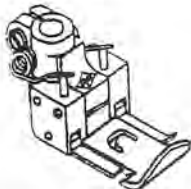
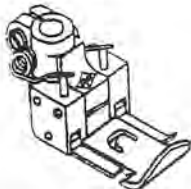

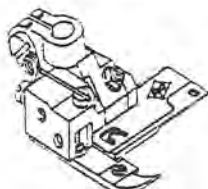
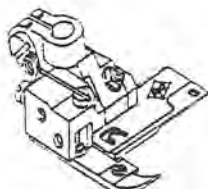
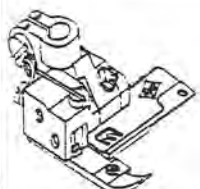
Our lines of quality parts & supplies are always expanding, it are often you input that helps us developed new & improved products.

# RICAMBI WG/PEGASUS

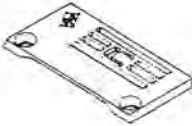

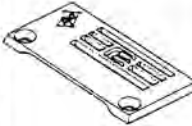
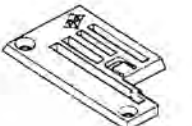
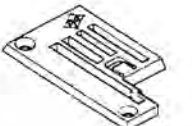
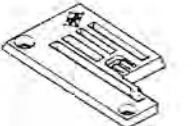
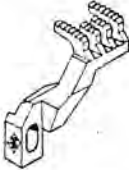
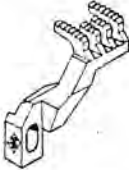
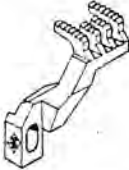


















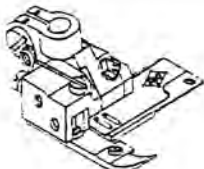
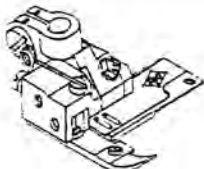
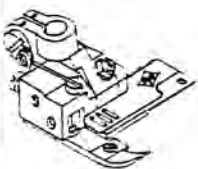
GAUGE SET	W541-03DB-		W541-03EB-		W541-05BB-		
	240 248 256 264	348 356 364	240 248 256 264	348 356 364	224 232 240 248	256 264	348 356 364
Throat Plate	 257087B40 257087B48 257089B56 257089B64	 257088B48 257090B56 257090B64	 257091B40 257091B48 257093B56 257093B64	 257092B48 257094B56 257094B64	 257049B24 257049B32 257050B40 257050B48	 257052B56 257052B64	 257051B48 257053B56 257053B64
Diff Feed Dog	 259200-16F 259200-16F 257253-16F 257253-16F	 259200-16F 257253-16F 257253-16F	 259201-16F 259201-16F 257254-16F 257254-16F	 259201-16F 257254-16F 257254-16F	 257266-16F 257266-16F 257267-16F 257267-16F	 257268-16F	 257267-16F 257268-16F 257268-16F
Main Feed Dog							
	257206-16F 257206-16F 257207-16F 257207-16F	257206-16F 257207-16F 257207-16F	257206-16F 257206-16F 257207-16F 257207-16F	257206-16F 257207-16F 257207-16F	257220-16F 257220-16F 257221-16F 257221-16F	257222-16F	257221-16F 257222-16F 257222-16F
Needle Clamp asm.	 257517-40 257517-48 257517-56 257517-64	 257518-48 257518-56 257518-64	 257517-40 257517-48 257517-56 257517-64	 257518-48 257518-56 257518-64	 257517-24 257517-32 257517-40 257517-48	 257517-56 257517-64	 257518-48 257518-56 257518-64
Presser foot asm.	 257469-40 257469-48 257469-56 257469-64	 257470-48 257470-56 257470-64	 257469-40 257469-48 257469-56 257469-64	 257470-48 257470-56 257470-64	 257332A24 257332A32 257333A40 257333A48	 257334A56 257334A64	 257335A48 257336A56 257336A64




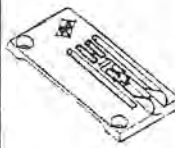
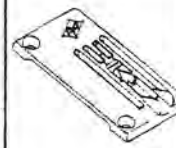

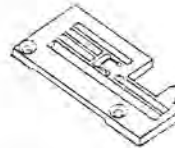
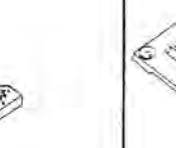
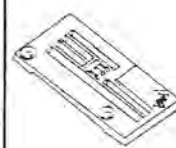


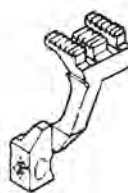
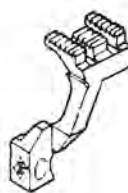














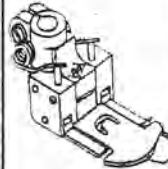
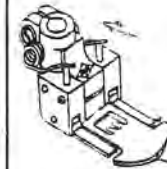
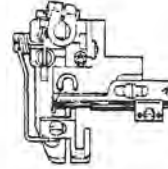
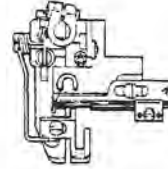
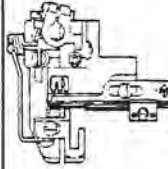
# RICAMBI WG/PEGASUS

GAUGE SET	W561-01CB-			W561-02BB-		
	224 232 240 248	256 264	348 356 364	224 232 240 248	256 264	348 356 364
Throat Plate	  257015B24 257015B32 257015B40 257015B48	  257017B56 257017B64	  257016B48 257018B56 257018B64	  257029B24 257029B32 257030B40 257030B48	  257032B56 257032B64	  257031B48 257033B56 257033B64
Diff Feed Dog	  257258-16F	  257259-16F	  257258-16F 257259-16F 257259-16F	  257260-16F 257260-16F 257261-16F 257261-16F	  257262-16F	  257261-16F 257262-16F 257262-16F
Main Feed Dog	  257206-16F	  257207-16F	  257206-16F 257207-16F 257207-16F	  257214-16F 257214-16F 257215-16F 257215-16F	  257216-16F	  257215-16F 257216-16F 257216-16F
Needle Clamp asm.	  257517-24 257517-32 257517-40 257517-48	  257517-56 257517-64	  257518-48 257518-56 257518-64	  257517-24 257517-32 257517-40 257517-48	  257517-56 257517-64	  257518-48 257518-56 257518-64
Presser foot asm.	  257460-24 257460-32 257460-40 257460-48	  257460-56 257460-64	  257461-48 257461-56 257461-64	  257317A24 257317A32 257318A40 257318A48	  257319A56 257319A64	  257320A48 257321A56 257321A64

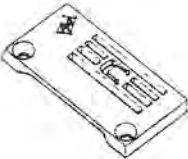
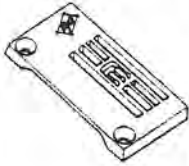
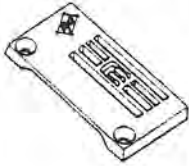
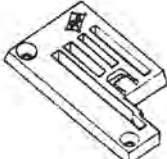
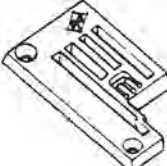
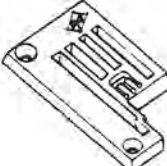
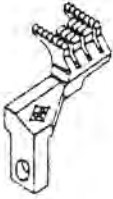
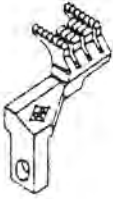












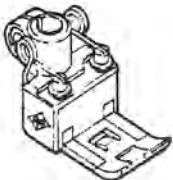


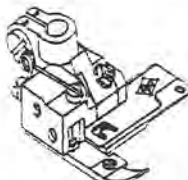
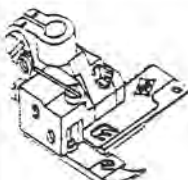
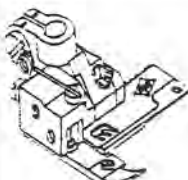
# RICAMBI WG/PEGASUS

GAUGE SET	W541-01CB-			W541-02BB-		
	224 232 240 248	256 264	348 356 364	224 232 240 248	256 246	348 356 364
Throat Plate	 257015B24 257015B32 257015B40 257015B48	 257017B56 257017B64	 257016B48 257018B56 257018B64	 257029B24 257029B32 257030B40 257030B48	 257032B56 257032B64	 257031B48 257033B56 257033B64
Diff Feed Dog	 257258-16F	 257259-16F	 257258-16F 257259-16F 257259-16F	 257260-16F 257260-16F 257261-16F 257261-16F	 257262-16F	 257261-16F 257262-16F 257262-16F
Main Feed Dog	 257206-16F	 257207-16F	 257206-16F 257207-16F 257207-16F	 257214-16F 257214-16F 257215-16F 257215-16F	 257216-16F	 257215-16F 257216-16F 257216-16F
Needle Clamp asm.	 257517-24 257517-32 257517-40 257517-48	 257517-56 257517-64	 257518-48 257518-56 257518-64	 257517-24 257517-32 257517-40 257517-48	 257517-56 257517-64	 257518-48 257518-56 257518-64
Presser foot asm.	 257462-24 257462-32 257462-40 257462-48	 257462-56 257462-64	 257463-48 257463-56 257463-64	 257322A24 257322A32 257323A40 257323A48	 257324A56 257324A64	 257325A48 257326A56 257326A64

# RICAMBI WG/PEGASUS

GAUGE SET	W561-03DB-		W561-03EB-		W561-05BB-		
	240 248 256 264	348 356 364	240 248 256 264	348 356 364	224 232 240 248	256 264	348 356 364
Throat Plate	 257087B40 257087B48 257089B56 257089B64	 257088B48 257090B56 257090B64	 257091B40 257091B48 257093B56 257093B64	 257092B48 257094B56 257094B64	 257049B24 257049B32 257050B40 257050B48	 257052B56 257052B64	 257051B48 257053B56 257053B64
Diff Feed Dog	 259200-16F 259200-16F 257253-16F 257253-16F	 259200-16F 257253-16F 257253-16F	 259201-16F 259201-16F 257254-16F 257254-16F	 259201-16F 257254-16F 257254-16F	 257266-16F 257266-16F 257267-16F 257267-16F	 257268-16F	 257267-16F 257268-16F 257268-16F
Main Feed Dog							
Needle Clamp asm.	 257517-40 257517-48 257517-56 257517-64	 257518-48 257518-56 257518-64	 257517-40 257517-48 257517-56 257517-64	 257518-48 257518-56 257518-64	 257517-24 257517-32 257517-40 257517-48	 257517-56 257517-64	 257518-48 257518-56 257518-64
Presser foot asm.	 257467-40 257467-48 257467-56 257467-64	 257468-48 257468-56 257468-64	 257467-40 257467-48 257467-56 257467-64	 257468-48 257468-56 257468-64	 257327A24 257327A32 257328A40 257328A48	 257329A56 257329A64	 257330A48 257331A56 257331A64

# RICAMBI WG/PEGASUS

GAUGE SET	W664-01CB-			W664-02BB-		
	232 240 248	256 264	356 364	232 240 248	256 264	356 364
Throat Plate	 257015B32 257015B40 257015B48	 257017B56 257017B64	 257018B56 257018B64	 257029B32 257030B40 257030B48	 257032B56 257032B64	 257033B56 257033B64
Diff Feed Dog	 257289-16F	 257290-16F	 257291-16F 257292-16F 257292-16F	 257293-16F		
Main Feed Dog	 257242-16F	 257243-16F	 257244-16F 257245-16F 257245-16F	 257246-16F		
Needle Clamp asm.	 257517-32 257517-40 257517-48	 257517-56 257517-64	 257518-56 257518-64	 257517-32 257517-40 257517-48	 257517-56 257517-64	 257518-56 257518-64
Presser foot asm.	 257460-32 257460-40 257460-48	 257460-56 257460-64	 257461-56 257461-64	 257317A32 257318A40 257318A48	 257319A56 257319A64	 257321A56 257321A64

# RICAMBI WG/PEGASUS

**EX3200 Series**  
**ゲージパーツ表(1)**

**EX3200 Series**  
**GAUGE PARTS LIST (1)**

形式 MACHINE TYPE /SPEC.	ゲージ		針板 NEEDLE PLATE	主送り歯(組)		主送り歯本体 MAIN FEED DOG	補助送り歯 AUX. FEED DOG	差動送り歯 DIFF. FEED DOG	押エ(組) PRESSER FOOT ASS.	上ルーパー UPPER LOOPER	上スプレッター UPPER SPREADER	下ルーパー LOWER LOOPER	二重環ルーパー CHAINSTITCH LOOPER
	NG	SW		MAIN FEED DOG ASS.	277323-13								
(15) EX3216-01/222(K)	2	3	277514P30	277323-13	(277324-13)	(277318-13)	277326-13	277325-13	277117	277010 #2	277014A #8	277015	277018
		4	" 40										
	3	3	277515P30										
		4	277513P40										
		5	" 50										
(15) EX3216-01A/222	2	3	277514P30	277323-13	(277324-13)	(277318-13)	277326-13	277325-13	211907	277010 #2	277014A #8	277015	277018
		4	" 40										
	3	3	277515P30										
		4	277513P40										
		5	" 50										

形式 MACHINE TYPE /SPEC.	ゲージ		上メス		下メス LOWER KNIFE	オーバー針受		二重環針受		針留 NEEDLE HOLDER	針留糸道 THREAD GUIDE (NDL. HOLDER)	針 NEEDLE
	NG	SW	平メス FLAT KNIFE	角メス ANGLED KNIFE		前 FRONT	後 REAR	前 FRONT	後 REAR			
(15) EX3216-01/222(K)	2	3	201121A	210755	202295	277007	277004	277008	277008	277026-92	275030	DC X 27 # 11
		4										
	3	3										
		4										
		5										
(15) EX3216-01A/222	2	3	202527A	202295	277007	277004	277008	277008	277026-92	275030	DC X 27 # 11	
		4										
	3	3										
		4										
		5										



EX3200 Series  
ゲージパーツ表 (2)

EX3200 Series  
GAUGE PARTS LIST (2)

形式 MACHINE TYPE /SPEC.	ゲージ		針板 NEEDLE PLATE	主送り歯(組) MAIN FEED DOG ASS.	主送り歯本体 MAIN FEED DOG	補助送り歯 AUX. FEED DOG	差動送り歯 DIFF. FEED DOG	押エ(組) PRESSER FOOT ASS.	上ルーバー UPPER LOOPER	上スプレッダー UPPER SPREADER	下ルーバー LOWER LOOPER	二重縫ルーバー CHAINSTITCH LOOPER
	NG	SW										
(15) EX3216-02/223(K)	2	3	277514R30	277323-16	(277324-16)	(277318-13)	277326-16	277117	277010 # 2	277014A # 8	277015	277018
		4	" 40				277325-16	277118				
	3	3	277515R30	277323-16	(277324-16)	(277318-13)	277326-16	211907	277010 # 2	277014A # 8	277015	277018
		4	" 40				277325-16	211908				
		5	" 50				277325-16	211910				

形式 MACHINE TYPE /SPEC.	ゲージ		上メス UPPER KNIFE		下メス LOWER KNIFE	オーバー針受 OVERLOCK NEEDLE GUARD		二重縫針受 CHAINSTITCH NEEDLE GUARD		針留 NEEDLE HOLDER	針留糸道 THREAD GUIDE (NDL HOLDER)	針 NEEDLE			
	NG	SW	平メス FLAT KNIFE	角メス ANGLED KNIFE		前 FRONT	後 REAR	前 FRONT	後 REAR						
(15) EX3216-02/223(K)	2	3	201121A	210755	202295	277007	277004	277008	277008	277026-92	275030	DC X 27 # 11			
		4											277027-92	277006	277027-92
	3	3	202527A	—	202295	277007	277004	277008	277008	277026-92	275030	DC X 27 # 11			
		4											277027-92	277006	277027-92
		5											277027-92	277006	277027-92

EX3200 Series  
ゲージパーツ表(3)

EX3200 Series  
GAUGE PARTS LIST (3)

形式 MACHINE TYPE /SPEC.	ゲージ		針板 NEEDLE PLATE	主送り歯(組)		主送り歯本体 MAIN FEED DOG	補助送り歯 AUX. FEED DOG	差動送り歯 DIFF. FEED DOG	押工(組) PRESSER FOOT ASS.	上ルーバー UPPER LOOPER	上スプレッター UPPER SPREADER	下ルーバー LOWER LOOPER	二重縫ルーバー CHAINSTITCH LOOPER				
	NG	SW		MAIN FEED DOG ASS.	MAIN FEED DOG												
(15) EX3216-03/333(K)	3	4	277517R40	277327-16	(277328-16)	(277318-13)		277330-16	277118	277010A #5	277014B #9	277015	277018				
		5	" 50					277329-16									
	5	5	277516R50					277330-16						277118	277010A #8	277015	277018
		6	" 60					277329-16						277119			
(15) EX3216-03/333(K)	3	4	277517R40	277327-16	(277328-16)	(277318-13)		277330-16	277118	277010 #2	277014A #8	277015	277018				
		5	5					277516R50						277329-16	277119		
	3 X 2	4	277518R40					277329-16						277118A	277010A #5	277015	277018
		5 X 2	4					277518R40						277329-16			

形式 MACHINE TYPE /SPEC.	ゲージ		上メス		下メス LOWER KNIFE	オーバー針受		二重縫針受		針留 NEEDLE HOLDER	針留糸道 THREAD GUIDE (NDL HOLDER)	針 NEEDLE							
	NG	SW	平メス FLAT KNIFE	角メス ANGLED KNIFE		前 FRONT	後 REAR	前 FRONT	後 REAR										
	(15) EX3216-03/333(K)	3	4	201121A	210755	202295	277007	277004	277008	277006	277027-92	275030	DC X 27 # 14						
5			277028-92																
5		5	277027-92								277006	277004	277007	277004	277008	277028-92	277030-92	275030	DC X 27 # 14
		6	277031-92																
(15) EX3244-03/333(K)	3	4	201121A	210755	202295	277007	277004	277008	277006	277030-92	275030	DC X 27 # 14							
		5											277031-92						
	3 X 2	4								277030-92	277006	277004	277007	277004	277008	277028-92	277030-92	275030	DC X 27 # 14
		5 X 2																	

EX3200 Series  
ゲージパーツ表 (4)

EX3200 Series  
GAUGE PARTS LIST (4)

形式 MACHINE TYPE /SPEC.	ゲージ		針板 NEEDLE PLATE	主送り歯(組) MAIN FEED DOG ASS.	主送り歯本体 MAIN FEED DOG	補助送り歯 AUX. FEED DOG	差動送り歯 DIFF. FEED DOG	押エ(組) PRESSER FOOT ASS.	上ルーバー UPPER LOOPER	上スプレッター UPPER SPREADER	下ルーバー LOWER LOOPER	二重環ルーバー CHAINSTITCH LOOPER
	NG	SW										
(15) EX3216 - 04/435(K)	5	5	277524T50	277337 - 25	(277338 - 25)	(277318 - 13)	277339 - 25	277122	277011 #3	277014 #1	277015	277018 - C
		6										
EX3244 - 04/435(K)	5 × 3	4	277525T40	277337 - 25	(277338 - 25)	(277318 - 13)	277339 - 25	277123	277011 #3	—	277015	277018 - C
		5										
(15) EX3216H - 05/535(K)	5	6	277524T50	277337 - 25	(277338 - 25)	(277318 - 13)	277339 - 25	277129	277017 #11	277014A #8	277015A	277018 - C
		7										
		7										

形式 MACHINE TYPE /SPEC.	ゲージ		上メス		下メス LOWER KNIFE	オーバー針受		二重環針受		針留 NEEDLE HOLDER	針留糸道 THREAD GUIDE (NDL HOLDER)	針 NEEDLE
	NG	SW	平メス FLAT KNIFE	角メス ANGLED KNIFE		前 FRONT	後 REAR	前 FRONT	後 REAR			
	(15) EX3216 - 04/435(K)	5	5	277000	211662	277009	277007	277004	277008	277008	277029 - 92	275030A
6												
EX3244 - 04/435(K)	5 × 3	4	277000	211662	277009	277007	277004	277008	277008	277032 - 92	275030A	DC X 27 # 21
		5										
(15) EX3216H - 05/535(K)	5	6	277000	211662	277009	277007	277004	277008	277008	277029 - 92	275030A	DO X 5 # 21
		7										
		7										

# RICAMBI WG/PEGASUS

## EX3200 Series ゲージパーツ表 (5)

## EX3200 Series GAUGE PARTS LIST (5)

形式 MACHINE TYPE /SPEC.	ゲージ GAUGE		針板 NEEDLE PLATE	主送り歯(組) MAIN FEED DOG ASS.		主送り歯本体 MAIN FEED DOG	補助送り歯 AUX. FEED DOG		差動送り歯 DIFF. FEED DOG	押エ(組) PRESSER FOOT ASS.	上ルーバー UPPER LOOPER	上スプレッダー UPPER SPREADER	下ルーバー LOWER LOOPER	二重環ルーバー CHAINSTITCH LOOPER
	NG	SW												
(15) EX3216-42/233(K)	3	4	277521R40	277334-16	(277335-16)	277336-16	(277318-13)	277120	277010A #5	277010 #2	277014B #9	277015	277018	
		5	" 50											
	5	5	277520R50	277331-16	(277332-16)	277333-25	(277318-13)	277121	277010 #2	277014A #8	277015	277018		
		6	" 80											
	5	5	277520S50	277331-25	(277332-25)	277330A16	(277318-13)	277118B	277010 #2	277010 #2	277015	277018		
		6	" 80											
5	3	277523R40	277327-16	(277328-16)	277329A16	(277318-13)	277119B	277010 #2	277010 #2	277015	277018			
	5	" 50												
	5	277522R50												

形式 MACHINE TYPE /SPEC.	ゲージ GAUGE		上メス UPPER KNIFE		下メス LOWER KNIFE	オーバー針受 OVERLOCK NEEDLE GUARD		二重環針受 CHAINSTITCH NEEDLE GUARD		針留 NEEDLE HOLDER	針留糸道 THREAD GUIDE (NDL HOLDER)	針 NEEDLE
	NG	SW	平メス FLAT KNIFE	角メス ANGLED KNIFE		前 FRONT	後 REAR	前 FRONT	後 REAR			
(15) EX3216-42/233(K)	3	4	201121A	210755	202295	277007	277004	277008	277027-92	275030	DC X 27 # 14	
		5										
	5	5	201121A	210755	202295	277007	277004	277008	277028-92	275030	DC X 27 # 16	
		6										
	5	3	201121A	210755	202295	277007	277004	277008	277027-92	275030	DC X 27 # 11	
		5										
	5											

EX5200 Series  
GAUGE PARTS LIST (1)

形式 MACHINE TYPE /SPEC.	ゲージ		針板 NEEDLE PLATE	主送り歯(組)		主送り歯本体 MAIN FEED DOG	補助送り歯 AUX. FEED DOG	差動送り歯 DIFF. FEED DOG	押工 PRESSER FOOT	押工爪 PRESSER FOOT FINGER	上ルーバー	下ルーバー
	NG	SW		UPPER LOOPER	LOWER LOOPER							
EX5204 - 01/233(K)	-	3	277500P30	277300 - 16F	(277301 - 16F)	(277318 - 13)	277302 - 16F	201230C	210370 #1	210371 #2	277010 #2	277015
		4	" 40									
		5	" 50									
EX5214 - 01/233(K)	2	3	277505P30	277303 - 16F	(277304 - 16F)	(277318 - 13)	277305 - 16F	201230C	201366B	201310A	277010B #6	277015
		4	" 40									

形式 MACHINE TYPE /SPEC.	ゲージ		上メス		下メス LOWER KNIFE	針受		針留	針留糸道 THREAD GUIDE (NDL HOLDER)	針 NEEDLE
	NG	SW	平メス	角メス		前 NEEDLE GUARD FRONT	後 REAR			
			UPPER KNIFE FLAT KNIFE	ANGLED KNIFE						
EX5204 - 01/233(K)	-	3	201121A	210755	202295	277005	277004	179630 - 92	275019A	DC X 27 # 9
		4								
		5								
EX5214 - 01/233(K)	2	3	201121A	210755	202295	277005	277004	277022 - 92	275019B	DC X 27 # 9
		4								



# RICAMBI WG/PEGASUS

**EX5200 Series**  
ゲージパーツ表 (2)

**EX5200 Series**  
GAUGE PARTS LIST (2)

形式 MACHINE TYPE /SPEC.	ゲージ GAUGE		針板 NEEDLE PLATE	主送り歯(組) MAIN FEED DOG ASS.	主送り歯本体 MAIN FEED DOG	補助送り歯 AUX. FEED DOG	差動送り歯 DIFF. FEED DOG	押工 PRESSER FOOT	押工爪 PRESSER FOOT FINGER	上ルーバー UPPER LOOPER	下ルーバー LOWER LOOPER
	NG	SW									
EX5204 - 02/ 233(K)	-	3	277504R30	277303 - 16F	(277304 - 16F)	(277318 - 13)	277305 - 16F	201230C	210370 #1 210371 #2	277010 #2	277015
		4	" 40								
		5	" 50								
EX5204 - 02H/ 223(K)	-	3	277500P30	277300 - 16F	(277301 - 16F)	(277318 - 13)	277302 - 16F	211981A	277115A #12 277103A #13	277010 #2	277015
		4	" 40								
		3	277505R30								
EX5212 - 02/ 333(K)	2	4	" 40	277303 - 16F	(277304 - 16F)	(277318 - 13)	277305 - 16F	201230C	210374 #7	277013 #7	277015
		5	" 50								

形式 MACHINE TYPE /SPEC.	ゲージ GAUGE		平メス FLAT KNIFE	上メス UPPER KNIFE		下メス LOWER KNIFE	針受 NEEDLE GUARD		針留 NEEDLE HOLDER	針留糸道 THREAD GUIDE (NDL HOLDER)	針 NEEDLE
	NG	SW		角メス ANGLED KNIFE	前 FRONT		後 REAR				
EX5204 - 02/ 233(K)	-	3	201121A	210755	201127	277005	277004	179630 - 92	275019A	DC X 27 # 9	
		4									
		5									
EX5204 - 02H/ 223(K)	-	3	201121A	210755	202295	277005	277004	179630 - 92	275019A	DC X 27 # 9	
		4									
		3									
EX5212 - 02/ 333(K)	2	4	201121A	210755	202295	277005	277004	277022 - 92	275019B	DC X 27 # 14	
		5									



# RICAMBI WG/PEGASUS

## EX5200 Series ゲージパーツ表 (3)

## EX5200 Series GAUGE PARTS LIST (3)

形式 MACHINE TYPE /SPEC.	ゲージ		針板 NEEDLE PLATE	主送り歯(組) MAIN FEED DOG ASS.	主送り歯本体 MAIN FEED DOG	補助送り歯 AUX. FEED DOG	差動送り歯 DIFF. FEED DOG	押し PRESSER FOOT	押し爪 PRESSER FOOT FINGER	上ルーバー	下ルーバー
	NG	SW								UPPER LOOPER	LOWER LOOPER
EX5214-03/333(K)	2	3	277505R30	277303-16F	(277304-16F)	(277318-13)	277305-16F	201230C	210503 #5 210374 #7	277010A #5	277015
		4	" 40								
		5	" 50								
EX5214-03C3/ 333(K)	2	3	277505R30	277303-16F	(277304-16F)	(277318-13)	277305-16F	201230C	210503 #5 210374 #7	277010A #5	277015
		4	" 40								
		5	" 50								
EX5214-M03/333(K)	2	3	277505R30	277303-16F	(277304-16F)	(277318-13)	277305-16F	201230C	210503 #5 210374 #7	277010A #5	277034
		4	" 40								
		5	" 50								
EX5214-M03C3/ 333(K)	2	3	277505R30	277303-16F	(277304-16F)	(277318-13)	277305-16F	201230C	210503 #5 210374 #7	277010A #5	277034
		4	" 40								
		5	" 50								

形式 MACHINE TYPE /SPEC.	ゲージ		上メス		下メス	針受		針留 NEEDLE HOLDER	針留糸道 THREAD GUIDE (NDL HOLDER)	針 NEEDLE
	NG	SW	平メス FLAT KNIFE	角メス ANGLED KNIFE		前 FRONT	後 REAR			
EX5214-03/333(K)	2	3	201121A	210755	202295	277005	277004	277022-92	275019B	DC X 27 # 9
		4	"	"	"	"	"	"	"	"
		5	"	"	"	"	"	"	"	"
EX5214-03C3/ 333(K)	2	3	201121A	210755	202295	277005	277004	277022-92	275019B	DC X 27 # 11
		4	"	"	"	"	"	"	"	"
		5	"	"	"	"	"	"	"	"
EX5214-M03/333(K)	2	3	201121A	210755	202295	277005	277004	277022-92	275019B	DC X 27 # 9
		4	"	"	"	"	"	"	"	"
		5	"	"	"	"	"	"	"	"
EX5214-M03C3/ 333(K)	2	3	201121A	210755	202295	277005	277004	277022-92	275019B	DC X 27 # 11
		4	"	"	"	"	"	"	"	"
		5	"	"	"	"	"	"	"	"

# RICAMBI WG/PEGASUS

## EX5200 Series ゲージパーツ表 (4)

## EX5200 Series GAUGE PARTS LIST (4)

形式 MACHINE TYPE /SPEC.	ゲージ		針板 NEEDLE PLATE	主送り歯(組)		主送り歯本体 MAIN FEED DOG	補助送り歯 AUX. FEED DOG	差動送り歯 DIFF. FEED DOG	押工 PRESSER FOOT	押工爪 PRESSER FOOT FINGER	上ルーバー	下ルーバー
	NG	SW		277300-16F	277300-16F						UPPER LOOPER	LOWER LOOPER
EX5205-12/223(K)	-	3	277500P30	277300-16F	(277301-18F)	(277318-13)	277302-16F	201152E	277115 #10	277010 #2	277015	
		4	" 40						277103 #11			
EX5203-12/223(K)	-	3	277500P30	277300-16F	(277301-18F)	(277318-13)	277302-16F	201152E	277115 #10	277014A #8	277015	
		4	" 40						277103 #11			
EX5203-22/233(K)	-	5	277504R50	277303A16	(277304-16)	(277318A13)	277305-16	202799	210371 #2	277014B #9	277015	
		6	" 60						210372 #3			
EX5204-24/445(K)	-	7	277511S70	277309-25F	(277310-25F)	(277318A13)	277311-25F	277110	210372 #3	277011 #3	277015	
		8	" 80						210372 #3			
EX5214-24/445(K)	3	4	277510S40	277309-25F	(277310-25F)	(277318A13)	277311-25F	277110	210376 #8	277011 #3	277015	
		5	" 50									

形式 MACHINE TYPE /SPEC.	ゲージ		上メス		下メス	針受		針留	針留糸道 THREAD GUIDE (NDL HOLDER)	針
	NG	SW	平メス FLAT KNIFE	角メス ANGLED KNIFE		前 FRONT	後 REAR			
EX5205-12/223(K)	-	3	201121A	210755	202295	277005	277004	179630-92	275019A	DC X 27 # 9
		4								
EX5203-12/223(K)	-	3	201121A	210755	202295	277005	277004	179630-92	275019A	DC X 27 # 9
		4								
EX5203-22/233(K)	-	5	201121A	210755	202295	277005	277004	179630-92	275019A	DC X 27 # 14
		6								
EX5204-24/445(K)	-	7	277000	211662	277009	277005	277004	179630-92	275019A	DC X 27 # 18
		8								
EX5214-24/445(K)	3	4	277000	211662	277009	277005	277004	277024-92	275019C	DC X 27 # 18
		5								

EX5200 Series  
GAUGE PARTS LIST (5)

形式 MACHINE TYPE /SPEC.	ゲージ GAUGE		針板 NEEDLE PLATE	主送り歯(組) MAIN FEED DOG ASS.		主送り歯本体 MAIN FEED DOG	補助送り歯 AUX. FEED DOG	差動送り歯 DIFF. FEED DOG	押し爪 PRESSER FOOT	押し爪 PRESSER FOOT FINGER	上ルーバー UPPER LOOPER	下ルーバー LOWER LOOPER
	NG	SW		MAIN FEED DOG ASS.	MAIN FEED DOG							
EX5204-32R1/ 223(K)	-	3	277503S30	277300-16	(277301-16)	(277301-16)	(277302-16)	277302-16	202799	210761	277010A #5	277015
EX5204-32R2/ 223L(K)	-	1.5	277502P15	277315-16F	(277301-16F)	(277319-13)	277302-16F	202799	205525	277010 #2	277015	277015
EX5204-32R2/ 223(K)	-	1.5	277512P15	277315-16F	(277301-16F)	(277319-13)	277302-16F	202799	205525	277010 #2	277015	277015
EX5214-43/333(K)	2	3	277505R30	277308-16	(277307-16)	(277318-13)	277308-16	277124	—	277010A #5	277015	277015
EX5214-43P1/333(K)	2	3	277505R30	277308-16	(277307-16)	(277318-13)	277308-16	277125	—	277010A #5	277015	277015
EX5214-43P2/333(K)	2	3	277505R30	277308-16	(277307-16)	(277318-13)	277308-16	277125	—	277010A #5	277015	277015

形式 MACHINE TYPE /SPEC.	ゲージ GAUGE		上メス UPPER KNIFE		下メス LOWER KNIFE	針受け NEEDLE GUARD		針留 NEEDLE HOLDER	針留糸道 THREAD GUIDE (NDL HOLDER)	針 NEEDLE
	NG	SW	平メス FLAT KNIFE	角メス ANGLED KNIFE		前 FRONT	後 REAR			
EX5204-32R1/ 223(K)	-	3	201121A	210755	210762	277005	277004	179830-92	275019A	DC X 27 # 16
EX5204-32R2/ 223L(K)	-	1.5	201121A	210755	202295	277005	277004	179830-92	275019A	DC X 27 # 11
EX5204-32R2/ 223(K)	-	1.5	201121A	210755	202295	277005	277004	179830-92	275019A	DC X 27 # 11
EX5214-43/333(K)	2	3	201121A	210755	202295	277005	277004	277022-92	275019B	DC X 27 # 11
EX5214-43P1/333(K)	2	3	201121A	210755	202295	277005	277004	277022-92	275019B	DC X 27 # 11
EX5214-43P2/333(K)	2	3	201121A	210755	202295	277005	277004	277022-92	275019B	DC X 27 # 11

EX5200 Series  
ゲージパーツ表(6)

EX5200 Series  
GAUGE PARTS LIST (6)

形式 MACHINE TYPE /SPEC.	ゲージ		針板 NEEDLE PLATE	主送り歯(組) MAIN FEED DOG ASS.	主送り歯本体 MAIN FEED DOG	補助送り歯 AUX. FEED DOG	差動送り歯 DIFF. FEED DOG	押エ PRESSER FOOT	押エ爪 PRESSER FOOT FINGER	上ルーバー UPPER LOOPER	下ルーバー LOWER LOOPER
	NG	SW									
EX5214-53/333(K)	2	3	277505R30	277303-16F	(277304-16F)	(277318-13)	277305-16F	277112	277159 #22 208651	277010A #5	277015
		4	" 40								
		5	" 50								
EX5214-53C3/ 333(K)	2	3	277505R30	277303-16F	(277304-16F)	(277318-13)	277305-16F	277112	277159 #22 208651	277010A #5	277015
		4	" 40								
		5	" 50								
EX5214-M53/333(K)	2	3	277505R30	277303-16F	(277304-16F)	(277318-13)	277305-16F	277112	277159 #22 208651	277010A #5	277034
		4	" 40								
		5	" 50								
EX5214-M53C3/ 333(K)	2	3	277505R30	277303-16F	(277304-16F)	(277318-13)	277305-16F	277112	277159 #22 208651	277010A #5	277034
		4	" 40								
		5	" 50								

形式 MACHINE TYPE /SPEC.	ゲージ		上メス		下メス	針受		針留	針留糸道 THREAD GUIDE (NDL HOLDER)	針		
	NG	SW	平メス FLAT KNIFE	角メス ANGLED KNIFE		前 FRONT	後 REAR					
EX5214-53/333(K)	2	3	201121A	210755	202295	277005	277004	277022-92	275019B	DC X 27 # 9		
											4	
											5	
EX5214-53C3/ 333(K)	2	3	201121A	210755	202295	277005	277004	277022-92	275019B	DC X 27 # 11		
											4	
											5	
EX5214-M53/333(K)	2	3	201121A	210755	202295	277005	277004	277022-92	275019B	DC X 27 # 9		
											4	
											5	
EX5214-M53C3/ 333(K)	2	3	201121A	210755	202295	277005	277004	277022-92	275019B	DC X 27 # 11		
											4	
											5	



EX5200 Series  
ゲージパーツ表 (7)

EX5200 Series  
GAUGE PARTS LIST (7)

形式 MACHINE TYPE /SPEC.	ゲージ GAUGE		針板 NEEDLE PLATE	主送り機(組) MAIN FEED DOG ASS.		主送り機本体 MAIN FEED DOG	補助送り機 AUX. FEED DOG	差動送り機 DIFF. FEED DOG	押工 PRESSER FOOT	押爪 PRESSER FOOT FINGER	上ルーバー UPPER LOOPER	下ルーバー LOWER LOOPER
	NG	SW		3	4							
EX5214-54/433(K)	2	3	277505R30	277303-16F	(277304-16F)	(277318-13)	277318-16F	277112	277159 #22 208651	277011 #3	277015	
		4	" 40									
		5	" 50									
	2	3	277507R30	277351-16F	(277352-16F)	(277318-13)	277353-16F	277111	277159 #22	277104 #18	277015	
		4	" 40									
5	" 50	277508R35										
2.5	3.5	4.5	" 45						277105 #17			
EX5214-54/445(K)	3	4	277510S40	277351-25F	(277352-25F)	(277318-13)	277353A25F	277127	277105 #17	277012 #4	277016	
		5	" 50									
		3.5	277528S35									
	2.5	4.5	" 45									
		4	277510S40							277157 #19		
3	5	" 50							277158 #20			

形式 MACHINE TYPE /SPEC.	ゲージ GAUGE		上メス UPPER KNIFE		下メス LOWER KNIFE	針受 NEEDLE GUARD		針留 NEEDLE HOLDER	針留糸道 THREAD GUIDE (NDL HOLDER)	針 NEEDLE
	NG	SW	平メス FLAT KNIFE	角メス ANGLED KNIFE		前 FRONT	後 REAR			
EX5214-54/433(K)	2	3	201121A	210755	202295	277005	277004	277022-92	275019B	DC X 27 # 11
		4								
		5								
	2	3	201121A	210755	202295	277005	277004	277023-92	275019B	DC X 27 # 11
		4								
5	3.5							275019C		
2.5	4.5									
EX5214-54/445(K)	3	4	277000	211862	277009	277005	277004	277024-92	275019C	DC X 27 # 18
		5								
		3.5								
	2.5	4.5								
		4	277000	211862	277009	277005	277004	277023-92	275019C	DO X 5 # 16
3	5									

# RICAMBI WG/PEGASUS

## EX5200 Series ゲージパーツ表 (8)

## EX5200 Series GAUGE PARTS LIST (8)

形式 MACHINE TYPE /SPEC.	ゲージ		針板 NEEDLE PLATE	主送り歯(組)		主送り歯本体 MAIN FEED DOG	補助送り歯 AUX. FEED DOG	差動送り歯 DIFF. FEED DOG	押工 PRESSER FOOT	押工爪 PRESSER FOOT FINGER	上ルーバー		下ルーバー	
	NG	SW		MAIN FEED DOG ASS.	MAIN FEED DOG						UPPER LOOPER	UPPER LOOPER	LOWER LOOPER	
EX5204 - 82/ 223(K)	-	3	277531 - 30	277340 - 16F	(277341 - 16F)	(277318 - 13)	277342 - 16F	277114	277114	277115 #10	277010 #2	277015	277015	
		4	" 40											
		5	" 50											
EX5204 - 82/ 233(K)	-	3	277532 - 30	277303B16F	(277304A16F)	(277318 - 13)	277305A16F	277114	277114	277115 #10	277010 #2	277015	277015	
		4	" 40											
		5	" 50											
EX5214 - 83/ 323(K)	2	3	277530 - 30	277340 - 16F	(277341 - 16F)	(277318 - 13)	277342 - 16F	277114	277114	301510	277010A #5	277015	277015	
		4	" 40											
EX5214 - 84/423(K)	2	3	277530 - 30	277340 - 16F	(277341 - 16F)	(277318 - 13)	277317 - 16F	277113	277113	277160 #23	277011 #3	277015	277015	
		4	" 40											

形式 MACHINE TYPE /SPEC.	ゲージ		上メス		下メス	針受		針留	針留糸道 THREAD GUIDE (NDL HOLDER)	針 NEEDLE
	NG	SW	平メス UPPER KNIFE	角メス ANGLED KNIFE		前 NEEDLE GUARD FRONT	後 REAR			
	EX5204 - 82/ 223(K)	-	3	201121A	210755	202295	277005	277004	179830 - 92	275019A
4			"	"	"	"	"	"	"	"
5			"	"	"	"	"	"	"	"
EX5204 - 82/ 233(K)	-	3	201121A	210755	202295	277005	277004	179830 - 92	275019A	DC X 27 # 9
		4	"	"	"	"	"	"	"	"
		5	"	"	"	"	"	"	"	"
EX5214 - 83/ 323(K)	2	3	201121A	210755	202295	277005	277004	277022 - 92	275019B	DC X 27 # 9
		4	"	"	"	"	"	"	"	"
EX5214 - 84/ 423(K)	2	3	201121A	210755	202295	277005	277004	277022 - 92	275019B	DC X 27 # 11
		4	"	"	"	"	"	"	"	"



EX5200 Series  
ゲージパーツ表 (9)

EX5200 Series  
GAUGE PARTS LIST (9)

形式 MACHINE TYPE /SPEC.	ゲージ		針板 NEEDLE PLATE	主送り歯(組)		主送り歯本体 MAIN FEED DOG	補助送り歯 AUX. FEED DOG	差動送り歯 DIFF. FEED DOG	押工 PRESSER FOOT	押工爪 PRESSER FOOT FINGER	上ルーバー		下ルーバー	
	NG	SW		MAIN FEED DOG ASS.	(277340-16F)						(277341-16F)	(277318-13)	(277318-13)	(277302-18F)
EX5204-92M1/223(K)	-	3	277531-30	277340-16F		(277341-16F)	(277318-13)	277342-16F	211991A	277115A #12 277103A #13	277010 #2	277010B #6	277015	277015
		4	" 40											
EX5214-92M2/223(K)	2	3	277501R30	277300-16F		(277301-16F)	(277318-13)	277302-18F	201152E	201386B 201310A	277010B #6	277010B #6	277015	277015
		4	" 40											

形式 MACHINE TYPE /SPEC.	ゲージ		上メス		下メス	針受		針留	針留糸道 THREAD GUIDE (NDL HOLDER)	針
	NG	SW	平メス UPPER KNIFE FLAT KNIFE	角メス ANGLED KNIFE		前 FRONT	後 REAR			
EX5204-92M1/223(K)	-	3	201121A	210755	202295	277005	277004	179630-92	275019A	DC X 27 # 9
		4								
EX5214-92M2/223(K)	2	3	201121A	210755	202295	277005	277004	277022-92	275019B	DC X 27 # 9
		4								