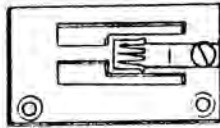


PARTS FOR *Kansai Special*

DPW-1301



17-302
Presser foot



14-302 Needle plate
14-336 Nail
84-163 Screw



15-362
Rear feed dog



15-302
Front feed dog

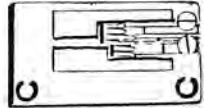


19-353 Front looper
79-572 Thread retaining spring

DPW-1302



17-361
Presser foot



14-301 Needle plate
14-333 Left nail
14-331 Right nail
84-191 Screw
14-332 Center nail



15-361
Rear feed dog



15-301
Front feed dog

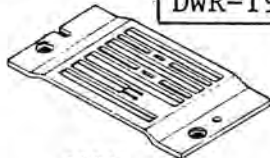


19-351 Rear looper
79-571 Thread retaining spring

DWR-1902-2U (4mm-10mm-10mm) (5/32"-3/8"-3/8")



17-941
Presser foot



14-941
Needle plate



15-941
Feed dog



12-941
Needle holder

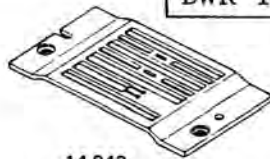


18-941
Needle guard

DWR-1902-2U (4mm-13mm-13mm) (5/32"-1/2"-1/2")



17-942
Presser foot



14-942
Needle plate



15-942
Feed dog



12-942
Needle holder

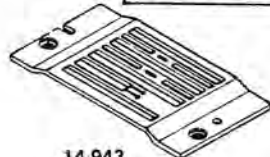


18-942
Needle guard

DWR-1902-2U (4mm-15mm-15mm) (5/32"-19/32"-19/32")



17-943
Presser foot



14-943
Needle plate



15-943
Feed dog



12-943
Needle holder




18-943
Needle guard

DWR-1902-2U (4mm-10mm-10mm-10mm) (5/32"-3/8"-3/8"-3/8")



17-951
Presser foot



14-951
Needle plate



15-951
Feed dog



12-951
Needle holder



18-951
Needle guard

LOOPERS



19-941
Looper, front



19-961
Looper, rear



19-952
Looper, center



19-943
Looper, front



19-944
Looper, front



19-964
Looper, center



19-951
Looper, center



19-942
Looper, front



19-962
Looper, rear



19-963
Looper, rear



19-954
Looper, center

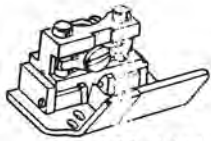


19-974
Looper, rear

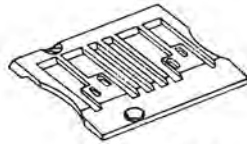
RICAMBI KANSAI

PARTS FOR *Kansai Special*

DLR-1508P



17-581 1/4"
17-582 3/16"
Presser foot



14-588 1/4"
14-589 3/16"
Needle plate



15-588 1/4"
15-589 3/16"
Feed dog



12-581 1/4"
12-582 3/16"
Needle holder

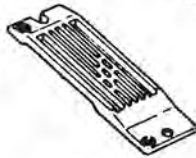


18-581 1/4"
18-581 3/16"
Needle guard

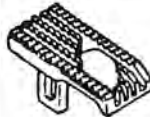
DLR-1503P-TF



17-553
Presser foot



14-553
Needle plate



15-553
Feed dog



12-553
Needle holder



18-531
Needle guard

DLR-1502P



17-510 1/8"
17-511 3/16"
17-512 1/4"
Presser foot



14-510 1/8"
14-511 3/16"
14-512 1/4"
Needle plate



15-510 1/8"
15-511 3/16"
15-512 1/4"
Feed dog



11-510 1/8"
11-511 3/16"
11-512 1/4"
Needle holder



18-520 1/8", 3/16"
18-521 1/4"
Needle guard

DLR-1502P



19-510 front



19-511 front



19-512 front



19-518 rear

DLR-1503P



19-531 front



19-535 center



19-536 rear

LOOPERS FOR DLR

DLR-1508P



19-582 front

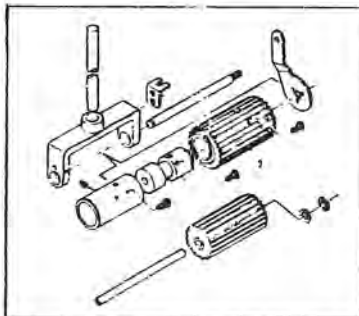


19-583 front



19-581 rear

OTHER PARTS FOR DLR, DFB

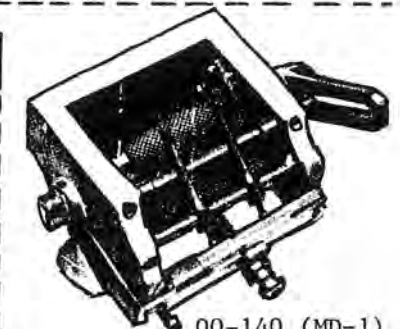


For DFB-1412P

- 02-473 Rear puller gear, 22 teeth
- 02-478 Rear puller gear, 18 teeth
- 02-471 Rear puller (smooth)
- 02-476 Rear puller (smooth)

- 00-242 Rear puller gear 22teeth ass'y
- 00-240 Rear puller gear (smooth) ass'y

DFB-1404




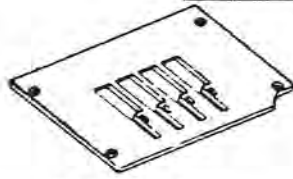
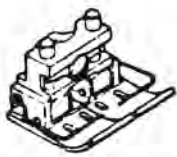
00-140 (MD-1)
Metering device

- 1 02-184 Rear puller, rouletted roller
- 2 02-181 Rear puller (smooth)
- 3 02-197 Rear puller (smooth)
- 4 02-178 Rear puller gear, 28 teeth
- 5 02-208 Rear puller gear, 23 teeth
- 6 02-177 Rear puller gear, 22 teeth
- 7 02-207 Rear puller gear, 18 teeth

RICAMBI ORIGINALI A RICHIESTA
SPECIFICARE MACCHINA, CLASSE E NUMERO DEL PEZZO

PARTS FOR *Kansai Special*

DFB-1404P (Equal Spacings)



Presser foot
17-421 1"
17-422 1-1/8"
17-423 1-1/4"
17-424 1-1/2"

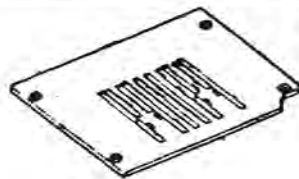
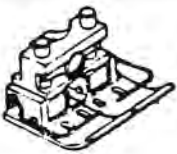
Needle plate
14-421 1"
14-422 1-1/8"
14-423 1-1/4"
14-424 1-1/2"

Feed dog
15-421 1"
15-422 1-1/8"
15-423 1-1/4"
15-424 1-1/2"

Retainer holder
18-421 1"
18-422 1-1/8"
18-423 1-1/4"
18-424 1-1/2"

Needle clamp
12-421 1"
12-422 1-1/8"
12-423 1-1/4"
12-424 1-1/2"

DFB-1404WP (Unequal Spacings)



Presser foot
17-431 1/4"
17-432 3/16"

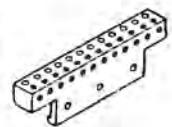

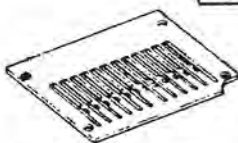
Needle plate
14-431 1/4"
14-432 3/16"

Feed dog
15-431 1/4"
15-432 3/16"

Retainer holder
18-431 1/4"
18-432 3/16"

Needle clamp
12-431 1/4"
12-432 3/16"

DFB-1412P



Presser foot
17-496 1/4"
17-497 3/16"

Needle plate
14-496 1/4"
14-497 3/16"

Feed dog
15-496 1/4"
15-497 3/16"

Retainer holder
18-496 1/4"
18-497 3/16"

Needle clamp
12-496 1/4"
12-497 3/16"

Looper holder
19-496 1/4"
19-497 3/16"

DFB-1412PL



Presser foot
17-494 1/4"
17-495 3/16"

DFB-1412PS

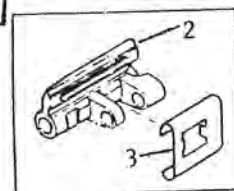


Presser foot
17-498 1/4"
17-499 3/16"

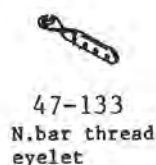
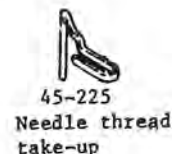
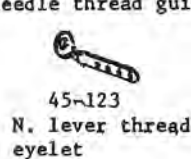
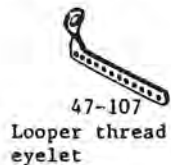


- 1 19-411 Looper holder
- 2 19-416 Needle guard
- 3 19-431 Looper
- 4 19-406 Clamp
- 5 19-437 Retainer looper

OTHER PARTS

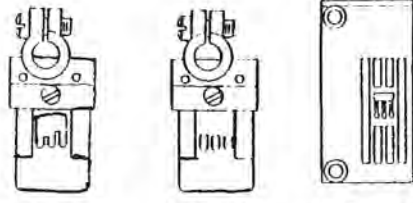


- 1 10-901 Looper holder ass'y
- 2 19-401 Looper rocker
- 3 19-407 Cover



PARTS FOR *Kansai Special*

DWK-1803D, W803D,
DVK-1703D

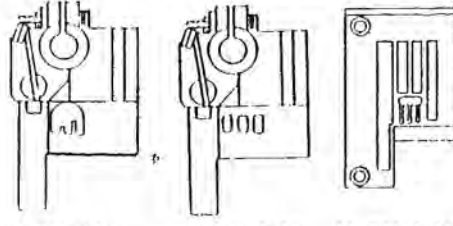


- 17-894 1/4" Presser foot
- 17-884 7/32" Presser foot
- 17-794 1/4" for DVK-1703D
- 17-784 7/32" for DVK-1703D
- 14-864 1/4" Needle plate
- 14-854 7/32" Needle plate

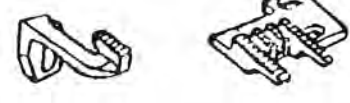


- 15-723 Front feeder
- 15-753 Rear feeder

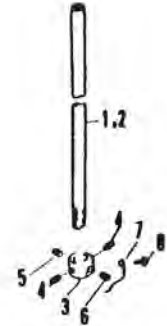
DWK-1803F, W803F,
DVK-1703F



- 17-896 1/4" Presser foot
- 17-886 7/32" Presser foot
- 17-986 1/4" for DVK-1703F
- 17-786 7/32" for DVK-1703F
- 14-866 1/4" Needle plate
- 14-856 7/32" Needle plate



- 15-726 Front feeder
- 15-756 Rear feeder




- 1 11-735 Needle bar 7/32"
- 2 11-736 Needle bar 1/4"
- 3 12-702 Needle clamp
- 4 84-511 Screw
- 5 84-513 Screw
- 6 84-168 Screw
- 7 45-232 Needle thread guide
- 8 84-163 Screw

OTHER PARTS

- 19-713 Looper
- 19-806 Covering looper
- 51-117, 51-118 Rear feeder holder
- 45-132 N. bar thread eyelet
- 43-333 Looper thread retainer
- 18-709 N. guard holder
- 45-122 Needle lever thread eyelet
- 43-335 Looper thread cast-off pin
- 18-707 Needle guard
- 45-102 N. thread eyelet
- 43-337 Looper thread guide eyelet
- 18-705 Needle guard
- 45-151 N. thread guide


TAGLIAPASSANTI AUTOMATICO

BK 10



MODELLO INDICATO PER KANSAI
1702BWK - 2000C
E MODELLI SIMILARI

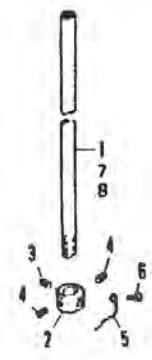
DVK-1702 BK



- 17-742 3/16" Presser foot
- 17-757 7/32" Presser foot
- 17-762 1/4" Presser foot
- 14-744 3/16" Needle plate
- 14-754 7/32" Needle plate
- 14-764 1/4" Needle plate



- 15-704 Feed dog

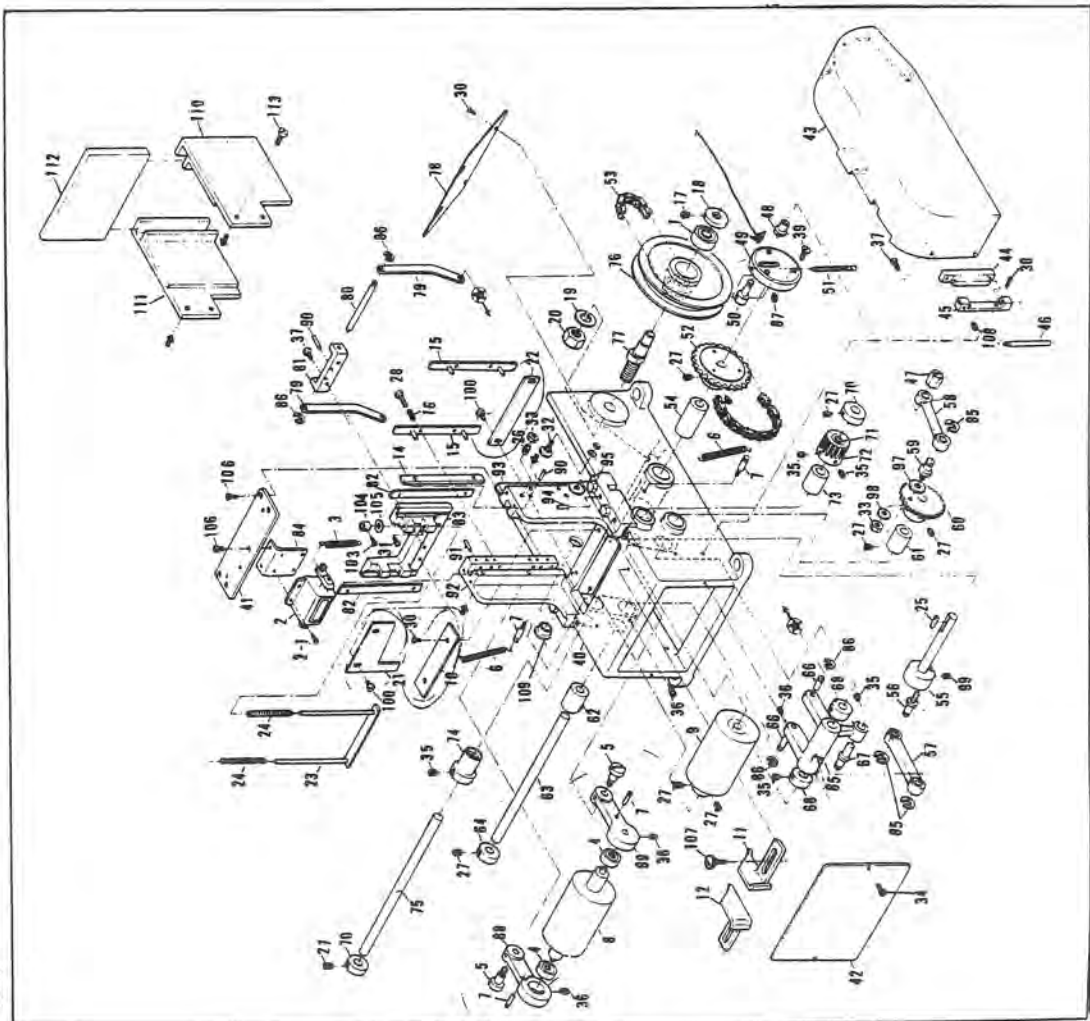


- 1 11-726 Needle bar 1/4"
- 2 12-702 Needle clamp
- 3 84-513 Screw
- 4 84-511 Screw
- 5 45-232 Needle thread guide
- 6 84-163 Screw
- 7 11-724 Needle bar 3/16"
- 8 11-725 Needle bar 7/32"
- 9 19-712 Looper

1702 BWK Subclass model
Rear trimmer (BK-10)

TAGLIA PASSANTI PER KANSAI 1702BK

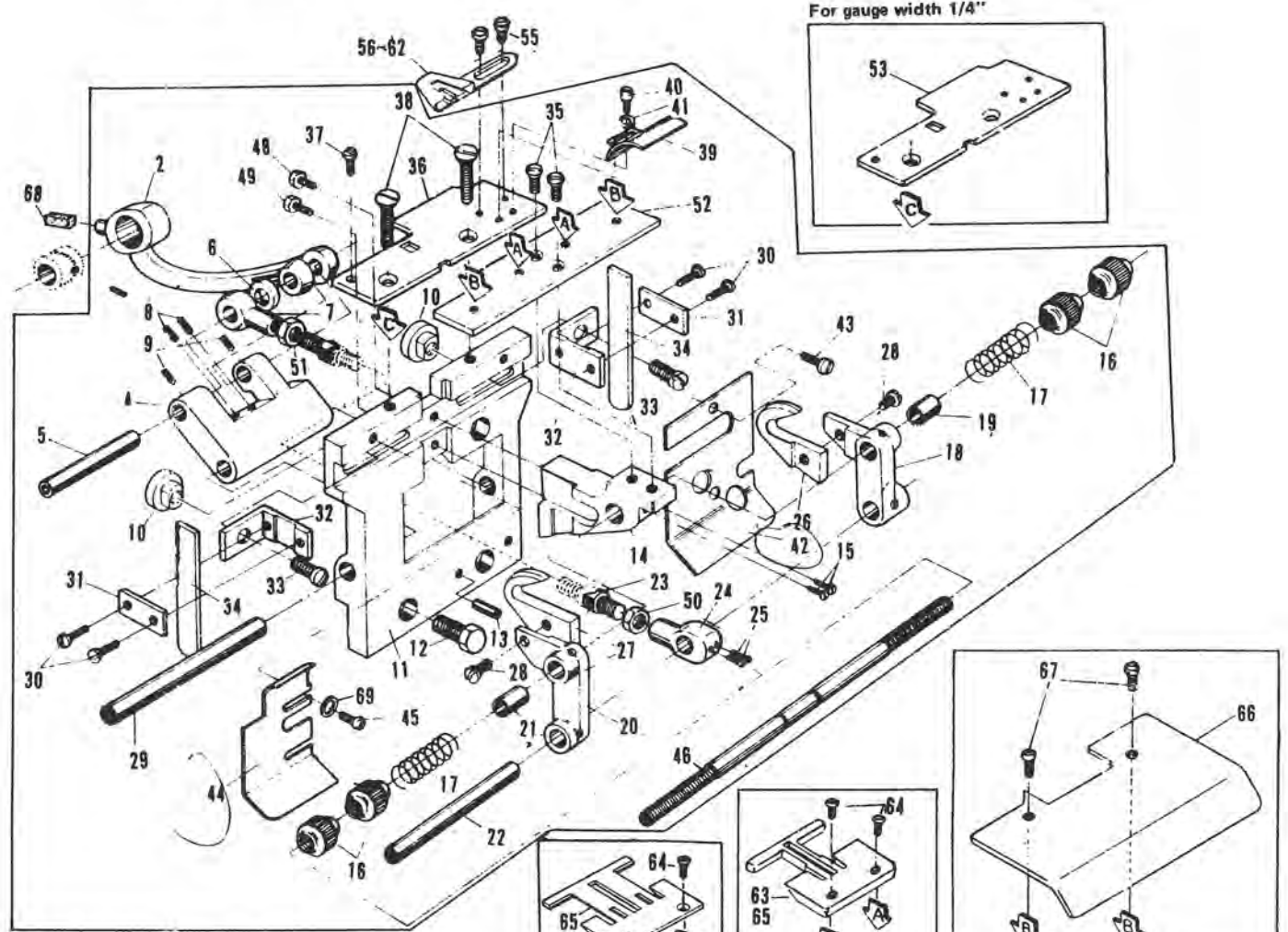
727-A



Ref. No.	Part Name	Part No.	Part Name	Part No.
1	Bearing	08-287	Rocker drive link A	66-509
2	Counter	08-323	Gear drive link B	66-510
2-1	Screw	08-323	Stud	58
3	Counter spring	08-322	Gear	08-306
4	Bearing for upper roller	08-331	Bush (large)	60
5	Upper roller arm set screw	85-195	Bush (small)	81-283
6	Upper roller tension spring	08-328	Rocker shaft	81-284
7	Upper roller tension spring pin	08-329	Rocker shaft collar	71-582
8	Upper roller	08-333	Rocker	75-133
9	Lower roller	08-311	Rocker pin	08-310
10	Guide plate	08-315	Pivot pin	08-308
11	Strip material guide (right)	08-336	Rocker set collar	75-132
12	Strip material guide (left)	08-337	One-way clutch	08-302
13	Upper knife base slide plate A	08-317	One-way clutch gear	08-300
14	Upper knife pushing plate	08-319	One-way clutch shaft bush	72
15	Upper knife pushing spring	46A	One-way clutch shaft	81-282
16	Collar	46B	Pulley with chain wheel	81-304
17	Washer 1/2"	08-286	Pulley set eccentric screw	75
18	Upper knife	08-290	Shoot plate	76
19	Upper knife	08-291	Knife base drive link	08-289
20	Upper knife	08-281	Knife base drive link rod	08-316
21	Strip material presser	08-282	Link rod bracket	78
22	Strip material presser spring	08-326	Upper knife base slide plate	08-312
23	Key	08-327	Counter base	80
24	Screw	08-307	E ring E 20	81
25	Screw	84-713	E ring E 23	82
26	Screw	84-512	E ring E 15	83
27	Screw	802	Arm for rubber roller (left)	84
28	Screw	84-661	Arm for rubber roller (right)	85
29	Screw	808	Spring pin	86
30	Nut	86-411	TP 3x13	87
31	Screw	84-564	Base (upper right)	88
32	Screw	84-761	Base (upper left)	89
33	Screw	84-512	Spring pin	90
34	Screw	84-571	Washer	91
35	Screw	829	Washer	92
36	Plate for base	08-285	Screw	93
37	Cover plate	08-325	Screw	94
38	Side cover	08-334	Washer	95
39	Side cover hinge	21-386	Screw	100
40	Side cover hinge	21-387	Collar	84 162
41	Length setting nut	1108	Cushion collar	08-321
42	Cap	1109	Cushion collar	04
43	Length setting screw	08-297	Screw	23 261
44	Length adjusting screw	08-296	Screw	84 462
45	Chain wheel	08-299	Screw	107 809
46	Chain	08-294	Screw	107 809
47	Bush	08-285	Oil seal cover	108 809 112
48	Striped shaft	71-583	Slide holder bracket (right)	109 23 161
49	Stud	08-305	Slide holder bracket (left)	110 08-338
727-A	BK-10 set	00-820	Slide cover	111 08-340
			Screw	112 84 564
				113

1702 BK Subclass model

Front trimmer mechanism



725-A

Tape width 16~20mm

Tape width 8~16mm

Ref. No.	Part No.	Part Name	Q'ty	Ref. No.	Part No.	Part Name	Q'ty
1		Connecting link	1	36	07-383	Installation auxiliary plate, rear, B	1
2	63-213	Connecting link	1	37	84-464	Set screw	1
3				38	84-862	Set screw	2
4	07-409	Upper knife interlock lever	1	39	07-398	Chip guide plate, right, upper	1
5	71-435	Shaft	1	40	84-602	Set screw	1
6	75-155	Space collar	1	41	75-455	Washer	1
7	63-406	Connecting link A	1	42	07-399	Chip guide plate, right, lower	1
8	84-512	Set screw	3	43	84-571	Screw	2
9	84-161	Set screw	1	44	07-400	Chip guide plate, left	1
10	85-481	Nut	2	45	84-571	Set screw	2
11	07-380	Base bracket	1	46	07-408	Shaft, upper knife	1
12	84-812	Set screw	2	47			
13	71-241	Knock pin	2	48	87-136	Set screw	1
14	07-381	Upper knife stand	1	49	84-613	Set screw	1
15	84-521	Set screw	2	50	86-411	Nut; left	1
16	86-504	Nut	4	51	86-412	Nut, right	1
17	79-143	Spring	2	52	07-382	Supporting plate back B	1
18	07-404	Upper knife bracket, right	1	53	07-393	Installation auxiliary plate C 1/4"	1
19	81-337	Bush	1	54			
20	07-405	Upper knife bracket, left	1	55	84-368	Screw	2
21	81-337	Bush	1	56	97-729	Binder * 8mm	1
22	71-519	Shaft	1	57	97-739	Binder * 10mm	1
23	65-402	Connecting rod	1	58	97-749	Binder * 12mm	1
24	61-407	Connecting link B	1	59	97-759	Binder * 14mm	1
25	84-361	Set screw	2	60	97-769	Binder * 16mm	1
26	07-124	Upper knife, right	1	61	97-779	Binder * 18mm	1
27	07-406	Upper knife, left	1	62	97-789	Binder * 20mm	1
28	84-374	Set screw	2	63	07-384	Auxiliary plate * 8~16mm	1
29	71-533	Shaft	1	64	84-464	Screw	2
30	84-374	Set screw	4	65	07-385	Auxiliary plate * 16~20mm	1
31	07-407	Presser foot; lower knife	2	66	07-298	Guide cover	1
32	07-402	Lower knife holder	2	67	84-364	Screw	2
33	84-763	Set screw	2	68	23-383	Felt	1
34	C7-206	Lower knife	2	69	75-453	Washer	2
35	84-862	Set screw	2				

725-A 00-771 BK front trimmer mechanism ass'y

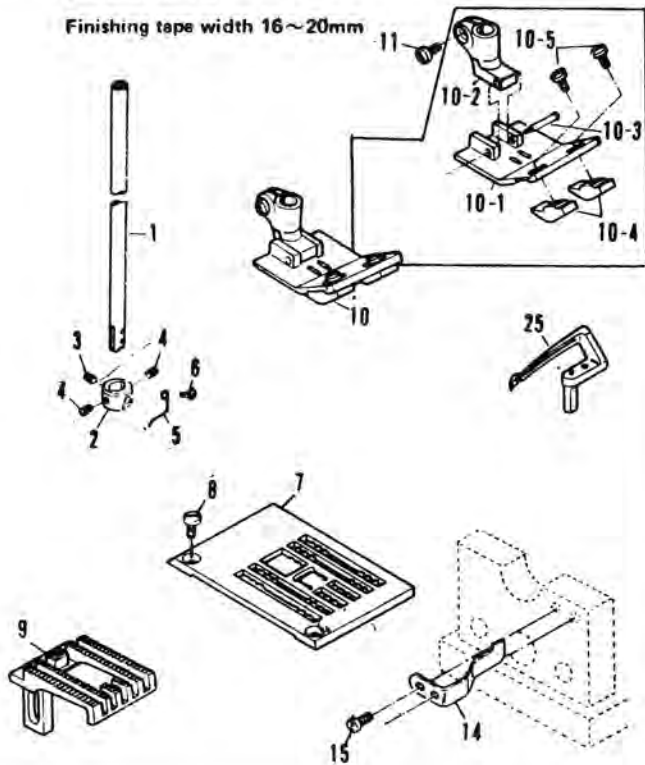
: Finishing tape width

RICAMBI KANSAI

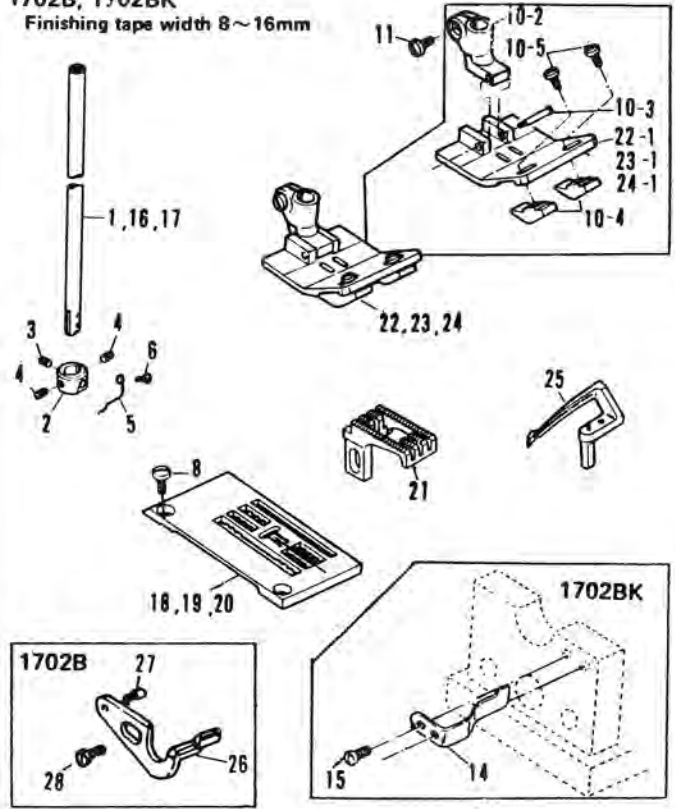
Gauge parts (4)

1702BK
Gauge width 1/4"

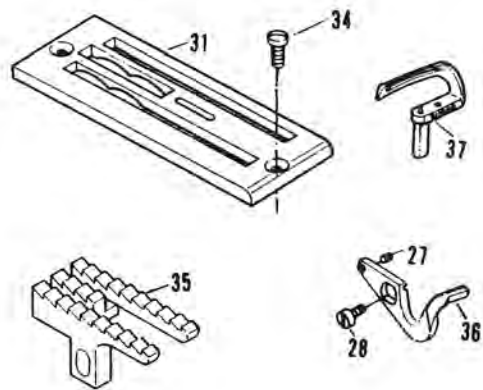
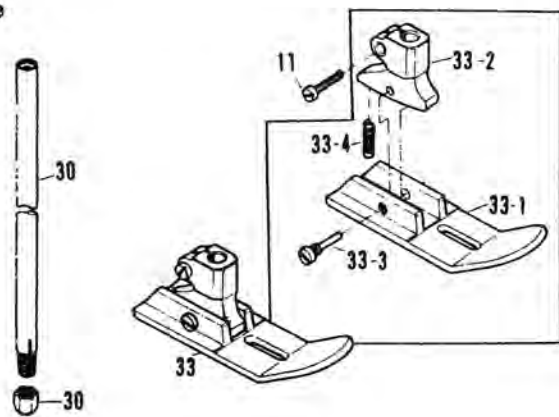
Finishing tape width 16~20mm



1702B, 1702BK
Finishing tape width 8~16mm



1701EHD

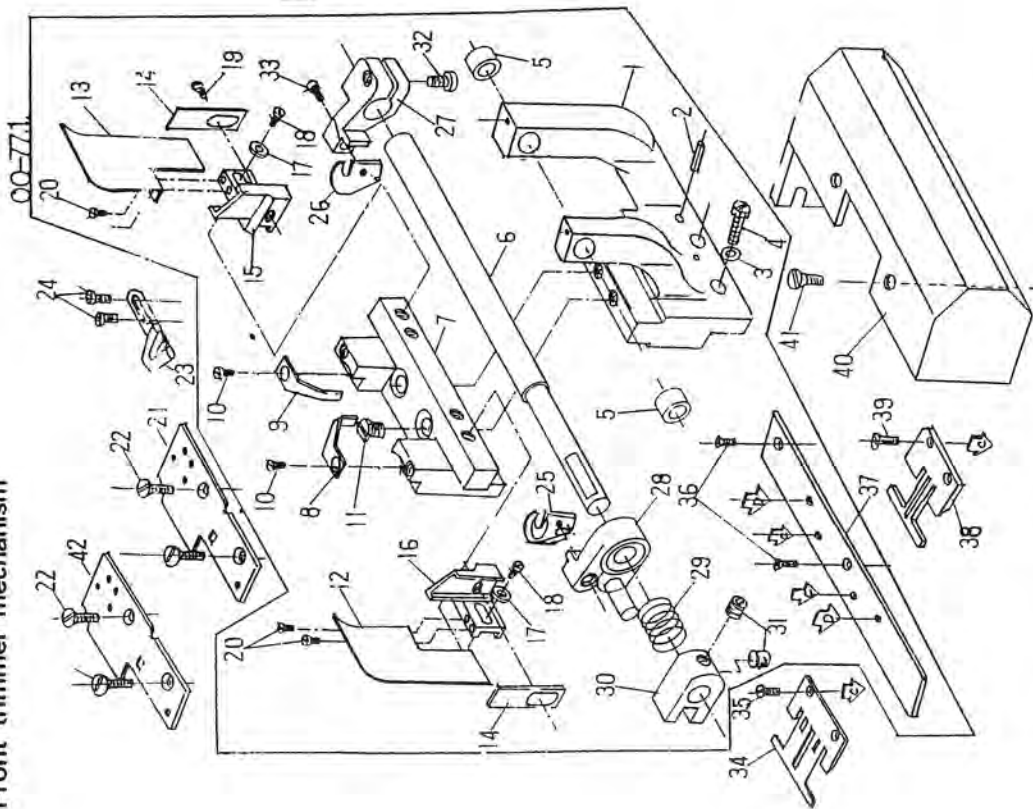


Ref. No.	Part No.	Part Name	Q'ty
1	11-726	Needle bar 1/4"	1
2	12-702	Needle clamp	1
3	84-513	Screw	1
4	84-511	Screw	2
5	45-232	Needle thread guide	1
6	84-163	Screw	1
7	14-760	Needle plate 1/4" (1702BK)	1
8	84-464	Screw	2
9	15-760	Feed dog 1/4" (1702BK)	1
10	17-760	Presser foot 1/4" (1702BK)	1 set
10-1	17-760-2	Presser foot, bottom	1
10-2	17-785-1	Presser foot, shank	1
10-3	17-786-4	Hinge screw	1
10-4	17-760-5	Guide	2
10-5	84-161	Screw	2
10-6			
11	84-382	Screw	2
12			
13			
14	18-705	Needle guard	1
15	84-571	Screw	2
16	11-724	Needle bar 3/16"	1
17	11-725	Needle bar 7/32"	1
18	14-744	Needle plate 3/16"	1
19	14-754	Needle plate 7/32"	1

Ref. No.	Part No.	Part Name	Q'ty
20	14-764	Needle plate 1/4"	1
21	15-704	Feed dog	1
22	17-742	Presser foot 3/16"	1 set
22-1	17-742-2	Presser foot, bottom	1
23	17-752	Presser foot 7/32"	1 set
23-1	17-752-2	Presser foot, bottom	1
24	17-762	Presser foot 1/4"	1 set
24-1	17-762-2	Presser foot, bottom	1
25	19-712	Looper	1
26	18-702	Needle guard	1
27	84-113	Screw	1
28	84-368	Screw	1
29			
30	11-713	Needle bar	1
31	14-718	Needle plate	1
32	84-664	Screw	2
33	17-718	Presser foot	1 set
33-1	17-718-2	Presser foot, bottom	1
33-2	17-718-1	Presser foot, shank	1
33-3	17-718-3	Hinge screw	1
33-4		Spring	1
34	84-575	Screw	2
35	15-718	Feed dog	1
36	18-501	Needle guard	1
37	19-702	Looper	1

KL-2000 C

Front trimmer mechanism



NO	Part NO	Part Name	Qty
1	07-720	ベースブラケット	1
2	71-241	チノピン	2
3	75-458	連結用ワッシャー	2
4	64-812	ワッシャー	2
5	81-704	ワッシャー	2
6	07-706	上刃運動シフト	1
7	07-738	下刃取付土台	1
8	07-737	補助送り歯ガイド左	1

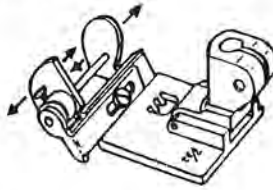
NO	Part NO	品名	Part Name	Qty
8	07-737	補助送り歯ガイド左	Support. Feed Dog Guide(L)	1
9	07-738	補助送り歯ガイド右	Support. Feed Dog Guide(R)	1
10	84-362	ワッシャー	Screw	2
11	64-162	ワッシャー	Screw	2
12	07-731	切刃ガイドカバー左	Chip Guide Cover(L)	1
13	07-732	切刃ガイドカバー右	Chip Guide Cover(R)	1
14	07-707	下刃右	Lower Knife(R)	2
15	07-740	下刃取付台右	Lower Knife Holder(R)	1
16	07-741	下刃取付台左	Lower Knife Holder(L)	1
17	75-453	ワッシャー	Washer	2
18	84-571	ワッシャー	Screw	2
19	84-564	ワッシャー	Screw	2
20	84-168	ワッシャー	Screw	4
21	07-717	補助取付補助板(8-10mm)	Installation auxiliary plate rear	1
22	84-862	ワッシャー	Screw	2
23	97-729	ワッシャー(8mm)	Binder(8mm)	1
24	97-739	ワッシャー(10mm)	Binder(10mm)	1
25	97-749	ワッシャー(12mm)	Binder(12mm)	1
26	97-759	ワッシャー(14mm)	Binder(14mm)	1
27	97-769	ワッシャー(16mm)	Binder(16mm)	1
28	97-779	ワッシャー(18mm)	Binder(18mm)	1
29	97-789	ワッシャー(20mm)	Binder(20mm)	1
30	84-368	ワッシャー	Screw	2
31	07-702	上刃左	Upper knife(L)	1
32	07-703	上刃右	Upper knife(R)	1
33	07-705	上刃ガイド右	Upper knife Bracket(R)	1
34	07-704	上刃ガイド左	Upper knife bracket(L)	1
35	79-139	上刃軸	Spr ing	1
36	07-739	上刃ジョイントブラケット	Upper knife joint bracket	1
37	84-521	ワッシャー	Screw	2
38	84-612	ワッシャー	Screw	1
39	84-362	ワッシャー	Screw	2
40	07-729	補助送り板(特殊)	Auxiliary plate(order)	1
41	84-404	ワッシャー	Screw	2
42	84-661	ワッシャー	Screw	2
43	07-733	取付補助板	Supporting plate	1
44	07-728	補助送り板	Auxiliary plate	1
45	84-464	ワッシャー	Screw	2
46	07-725	生地案内板	Guide cover	1
47	84-364	ワッシャー	Screw	2
48	07-718	補助取付補助板(16-20mm)	Installation auxiliary plate rear	1

RICAMBI KANSAI

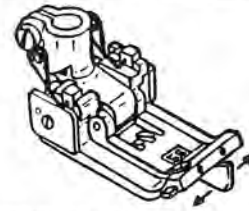
Adjustable Tape Foot

for Union Sp. 52800, Kansai Sp. W803/8003,
Pegasus W61/561, Yamato DV/DW,
Rimoldi 263/264 etc.

- #528A-364 (3-needle 6.4mm or 1/4")
- #528A-360 (3-needle 6.0mm)
- #528A-356 (3-needle 5.6mm or 7/32")
- #528A-248 (2-needle 4.8mm or 3/16")
- #528A-240 (2-needle 4.0mm or 5/32")
- #528A-232 (2-needle 3.2mm or 1/8")



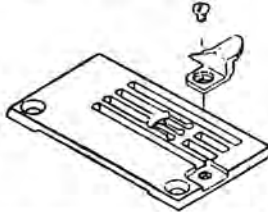
Tubular Foot with Adjustable guide



- 17-894NOREG (3-needle 6.4 mm or 1/4")
- 17-884NOREG (3-needle 5.6 mm or 7/32")

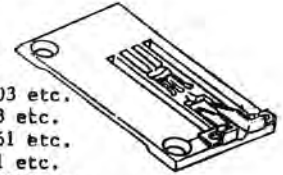
Interlock Stitch Needle Plates with Seam Guide for Light Material

- 302406 (6mm) Rimoldi
- 14-854G (5.6mm, 7/32") Kansai
- 14-864G (6.4mm, 1/4") Kansai
- 206276G (5.6mm, 7/32") Pegasus
- 206277G (6.4mm, 1/4") Pegasus
- 94801G (5.6mm, 7/32") Yamato
- 94802G (6.4mm, 1/4") Yamato



Adjustable Guide Needle Plate for Covering Seam Operations

- #302408A (6mm) Rimoldi 263 etc.
- #14-854A (5.6mm, 7/32") Kansai W803 etc.
- #14-864A (6.4mm, 1/4") Kansai W803 etc.
- #206276A (5.6mm, 7/32") Pegasus W61 etc.
- #206277A (6.4mm, 1/4") Pegasus W61 etc.
- #94801A (5.6mm, 7/32") Yamato DW-1300 etc.
- #94802A (6.4mm, 1/4") Yamato DW-1300 etc.



Parts for Kansai Sp. W803C and W8003C

for Covering Seam Operations



- 14-854C (5.6mm, 7/32")
 - 14-864C (6.4mm, 1/4")
- Needle Plates



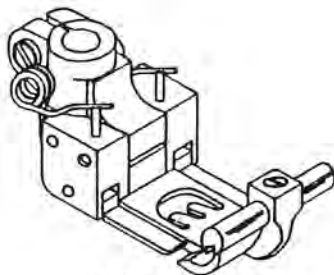
- 17-884C (5.6mm, 7/32")
 - 17-894C (6.4mm, 1/4")
- Presser Foot



- 15-723C
- Front Feeder

**TRASFORMAZIONI
PER ORLARE
E RIBATTERE**

**PIEDINI CON
PRUA REGOLABILE**



17-8970-N
Presser Foot

m/m		Part No.	
3/16"	4.76	17-8470-N	
7/32"	5.56	17-8570-N	
1/4"	6.35	17-8670-N	
7/32"	5.56	17-8870-N	3 Needles
1/4"	6.35	17-8970-N	





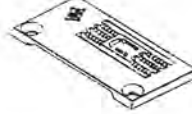




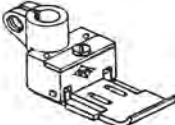
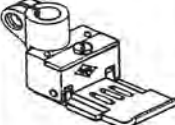


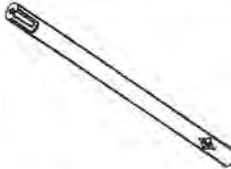
R300583 REG

**PIEDINO A PRUA REGOLABILE
A SPOSTAMENTO TOTALE**


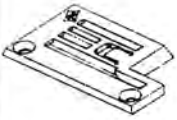

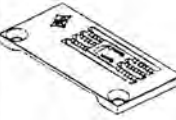
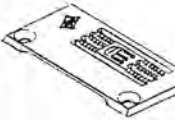

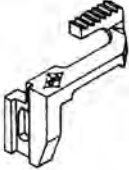
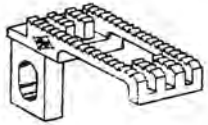



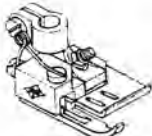

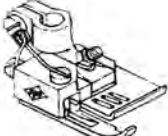


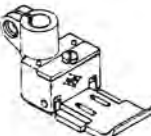
mm. 5 - 6

RICAMBI ORIGINALI A RICHIESTA
SPECIFICARE MODELLO, CLASSE E NUMERO ORIGINALE


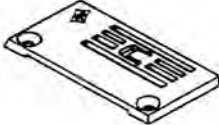

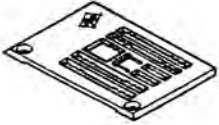
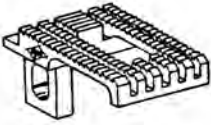
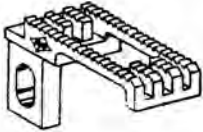
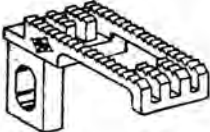
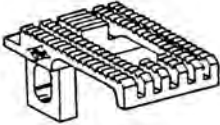


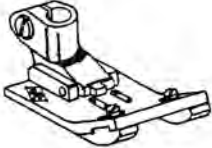

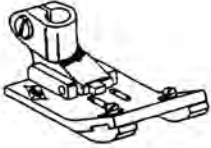
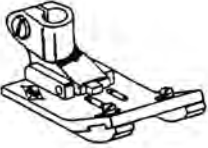
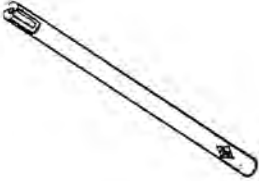

RICAMBI KANSAI

GAUGE SET	DVK1702D		DVK1703D	DVK1702DE		DVK1703DE
	1/8" (232) 5/32" (240)	3/16" (248) 7/32" (256) 1/4" (264)	7/32" (356) 1/4" (364)	1/8" (232) 5/32" (240)	3/16" (248) 7/32" (256) 1/4" (264)	7/32" (356) 1/4" (364)
Throat Plate	 14-724 14-734		 14-854 14-864	 14-725 14-735		 14-745 14-755 14-765 14-855 14-865
Front Feed Dog	 15-724 15-723 15-724 15-723					
Rear Feed Dog	 15-755 15-753 15-755 15-753					
Needle Clamp asm.	 12-702					
Presser foot asm.	 17-724 17-734		 17-784 17-794	 17-725 17-735		 17-745 17-755 17-765 17-785 17-795
Needle Bar	 11-722 11-723 11-724 11-725 11-726 11-735 11-736 11-722 11-723 11-724 11-725 11-726 11-735 11-736					



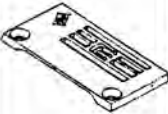

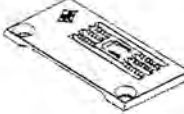







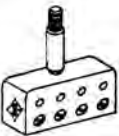

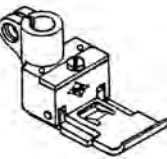
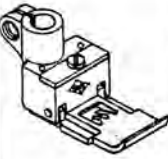
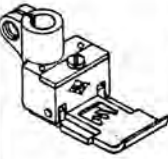
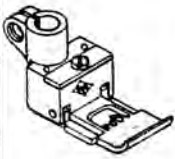



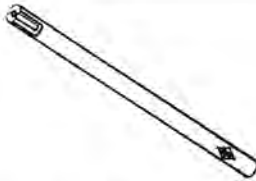
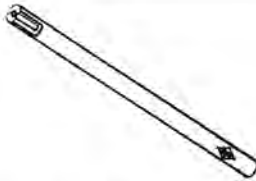


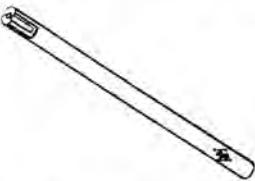
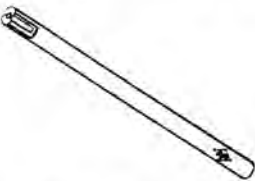
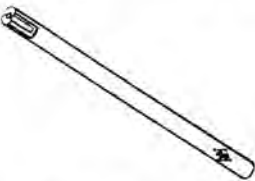
RICAMBI KANSAI

GAUGE SET	DVK1702F		DVK1703F	DVK1702E	DVK1703E	DVK1702P
	1/8" (232) 5/32" (240)	3/16" (248) 7/32" (256) 1/4" (264)	7/32" (356) 1/4" (364)	3/16" (248) 7/32" (256) 1/4" (264)	7/32" (356) 1/4" (364)	3/16" (248) 7/32" (256) 1/4" (264)
Throat Plate	 14-726 14-736	 14-746 14-756 14-766	 14-856 14-866	 14-745 14-755 14-765	 14-855 14-865	 14-744 14-754 14-764
Front Feed Dog	15-729	 15-726	 15-704			
Rear Feed Dog	 15-758	 15-756				
Needle Clamp asm.	 12-702					
Presser foot asm.	 17-726 17-736	 17-746 17-756 17-766	 17-786 17-796	 17-745 17-755 17-765	 17-785 17-795	 17-744 17-754 17-764
Needle Bar	11-722 11-723	11-724 11-725 11-726	11-735 11-736	11-724 11-725 11-726	11-735 11-736	11-724 11-725 11-726

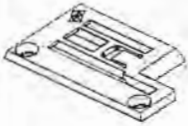





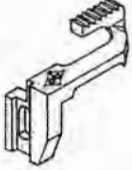

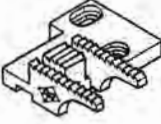
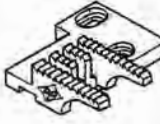
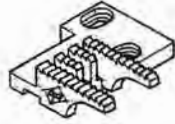


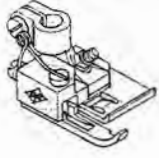


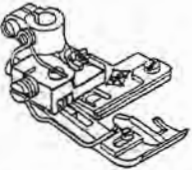

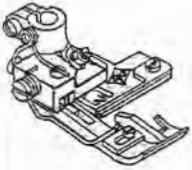


RICAMBI KANSAI

GAUGE SET	DVK1702BK	DVK1702B	B2000 (264)	B2000C (264)
	1/4" (264)	1/4" (264)		
Throat Plate	 14-760	 14-764	 14-7630-0	 14-7600-0
Feed Dog	 15-760	 15-704	 15-7040-0	 15-7600-0
Needle Clamp asm.	 12-702		 12-2290-1	
Presser foot asm.	 17-760	 17-762	 17-7620-1	 17-7600-1
Needle Bar	 11-726		 11-7040-0	



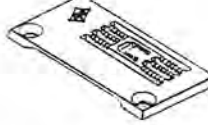
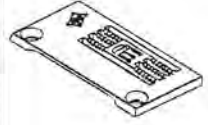






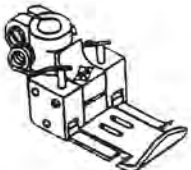


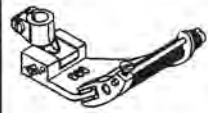
RICAMBI KANSAI

GAUGE SET	DWK1802D		DWK1803D	DWK1804D	DWK1802DE		DWK1803DE
	1/8" (232) 5/32" (240)	3/16" (248) 7/32" (256) 1/4" (264)	7/32" (356) 1/4" (364)	15/64" (460)	1/8" (232) 5/32" (240)	3/16" (248) 7/32" (256) 1/4" (264)	7/32" (356) 1/4" (364)
Throat Plate	 14-724 14-734	 14-744 14-754 14-764	 14-854 14-864	 14-893	 14-725 14-735	 14-745 14-755 14-765	 14-855 14-865
Front Feed Dog	 15-724			 15-724		15-723	
Rear Feed Dog	 15-755			 15-755		17-753	
Needle Clamp asm.	 12-702		 12-893	 12-702			
Presser foot asm.	 17-824 17-834	 17-844 17-854 17-864	 17-884 17-894	 17-893	 17-825 17-835	 17-845 17-855 17-865	 17-885 17-895
Needle Bar	 11-722 11-723	 11-724 11-725 11-726	 11-735 11-736	 11-704	 11-722 11-723	 11-724 11-725 11-726	 11-735 11-736

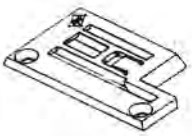
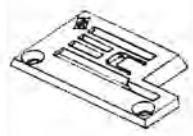
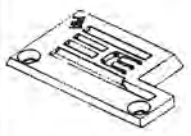
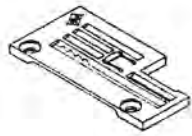


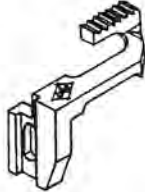
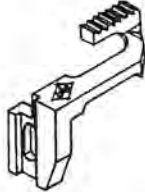


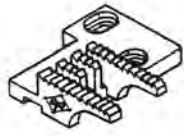
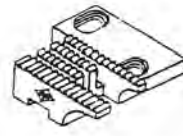


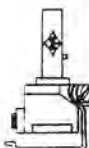



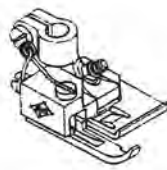
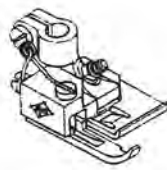

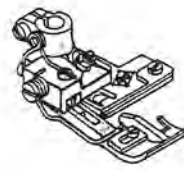
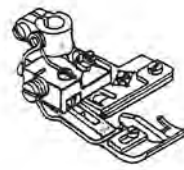
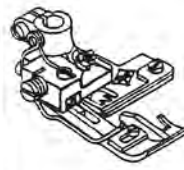
RICAMBI KANASAI

GAUGE SET	DWK1802F		DWK1803F	DWK1802EMK		DwvK1803EMK
	1/8" (232) 5/32" (240)	3/16" (248) 7/32" (256) 1/4" (264)	7/32" (356) 1/4" (364)	1/8" (232) 5/32" (240)	3/16" (248) 7/32" (256) 1/4" (264)	7/32" (356) 1/4" (364)
Throat Plate	 14-726 14-736	 14-746 14-756 14-766	 14-856 14-866	 14-728 14-738	 14-748 14-758 14-768	 14-858 14-868
Front Feed Dog	15-729	 15-726		 15-728		
Rear Feed Dog	 15-758	 15-756		 15-756		
Needle Clamp asm.		 12-702		 12-702		
Presser foot asm.	 17-826 17-836	 17-846 17-856 17-866	 17-886 17-896	 17-828 17-838	 17-848 17-858 17-868	 17-888 17-898
Needle Bar	11-722 11-723	 11-724 11-725 11-726	11-735 17-736	11-722 11-723	 11-724 11-725 11-726	11-735 11-736





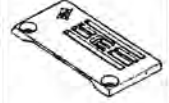



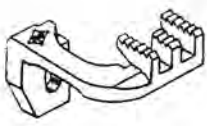














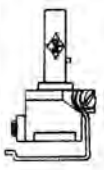







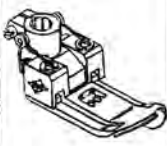






RICAMBI KANSAI

GAUGE SET	V7002D		V7003D	V7002DE		V7003DE
	1/8" (232) 5/32" (240)	5/16" (248) 7/32" (256) 1/4" (264)	7/32" (356) 1/4" (364)	1/8" (232) 5/32" (240)	3/16" (248) 7/32" (256) 1/4" (264)	7/32" (356) 1/4" (364)
Throat Plate						
	14-7240-0 14-7340-0	14-7440-0 14-7540-0 14-7640-0	14-8540-0 14-8640-0	14-7250-0 14-7350-0	14-7450-0 14-7550-0 14-7650-0	14-8550-0 14-8650-0
Front Feed Dog						
	15-7240-0	15-7230-0	15-7230-0	15-7240-0	15-7230-0	15-7230-0
Rear Feed Dog						
	15-7550-0	15-7530-0	15-7530-0	15-7550-0	15-7530-0	15-7530-0
Needle Clamp asm.						
	12-8110-1 12-8120-1	12-8130-1 12-8140-1 12-8150-1	12-8010-1 12-8020-1	12-8110-1 12-8120-1	12-8130-1 12-8140-1 12-8150-1	12-8010-1 12-8020-1
Presser foot asm.						
	17-7240-1 17-7340-1	17-7440-1 17-7540-1 17-7640-1	17-7840-1 17-7940-1	17-7250-1 17-7350-1	17-7450-1 17-7550-1 17-7650-1	17-7850-1 17-7950-1


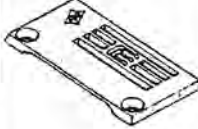
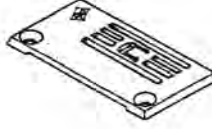











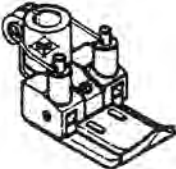
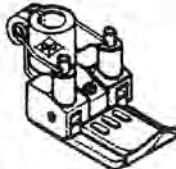


RICAMBI KANSAI

GAUGE SET	V7002F		V7003F	V7002EMK		V7003EMK
	1/8" (232) 5/32" (240)	3/16" (248) 7/32" (256) 1/4" (264)	7/32" (356) 1/4" (364)	1/8" (232) 5/32" (240)	3/16" (248) 7/32" (256) 1/4" (264)	7/32" (356) 1/4" (364)
Throat Plate	 14-7260-0 14-7360-0	 14-7460-0 14-7560-0 14-7660-0	 14-8560-0 14-8660-0	 14-7280-0 14-7380-0	 14-7480-0 14-7580-0 14-7680-0	 14-8580-0 14-8680-0
Front Feed Dog	 15-7290-0	 15-7270-0		 15-7280-0		
Rear Feed Dog	 15-7580-0	 15-7560-0		 15-8280-0		
Needle Clamp asm.	 12-8110-1 12-8120-1	 12-8130-1 12-8140-1 12-8150-1	 12-8010-1 12-8020-1	 12-8110-1 12-8120-1	 12-8130-1 12-8140-1 12-8150-1	 12-8010-1 12-8020-1
Presser foot asm.	 17-8260-1 17-8360-1	 17-8460-1 17-8560-1 17-8660-1	 17-8860-1 17-8960-1	 17-8290-1 17-8390-1	 17-8490-1 17-8590-1 17-8690-1	 17-8890-1 17-8990-1

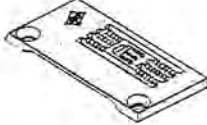


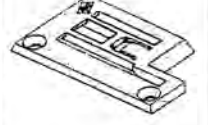



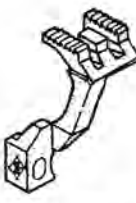














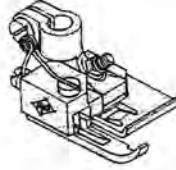
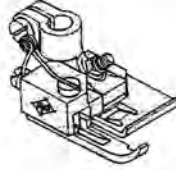
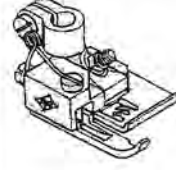
RICAMBI KANSAI

GAUGE SET	W8002C	W8003C	W8002D		W8003D	W8002DE		W8003DE
	3/16" (248) 7/32" (256) 1/4" (264)	7/32" (356) 1/4" (364)	1/8" (232) 5/32" (240)	5/16" (248) 7/32" (256) 1/4" (264)	7/32" (356) 1/4" (364)	1/8" (232) 5/32" (240)	3/16" (248) 7/32" (256) 1/4" (264)	7/32" (356) 1/4" (364)
Throat Plate	 14-8030-0 14-8040-0 14-8050-0	 14-8010-0 14-8020-0	 14-7240-0 14-7340-0	 14-7440-0 14-7540-0 14-7640-0	 14-8540-0 14-8640-0	 14-7250-0 14-7350-0	 14-7450-0 14-7550-0 14-7650-0	 14-8550-0 14-8650-0
Front Feed Dog	 15-7310-0		 15-7240-0	 15-7230-0	 15-7230-0	 15-7240-0	 15-7230-0	 15-7230-0
Rear Feed Dog	 15-7610-0		 15-7550-0	 15-7530-0	 15-7530-0	 15-7550-0	 15-7530-0	 15-7530-0
Needle Clamp asm.	 12-8130-1 12-8140-1 12-8150-1	 12-8010-1 12-8020-1	 12-8110-1 12-8120-1	 12-8130-1 12-8140-1 12-8150-1	 12-8010-1 12-8020-1	 12-8110-1 12-8120-1	 12-8130-1 12-8140-1 12-8150-1	 12-8010-1 12-8020-1
Presser foot asm.	 17-8470-1 17-8570-1 17-8670-1	 17-8870-1 17-8970-1	 17-8240-1 17-8340-1	 17-8440-1 17-8540-1 17-8640-1	 17-8840-1 17-8940-1	 17-8250-1 17-8350-1	 17-8450-1 17-8550-1 17-8650-1	 17-8850-1 17-8950-1

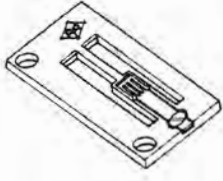
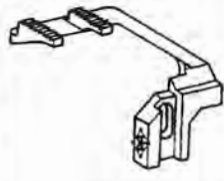



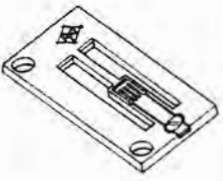
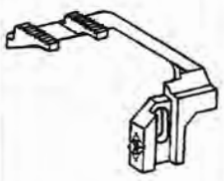


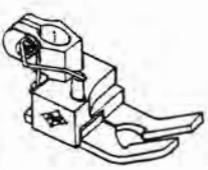
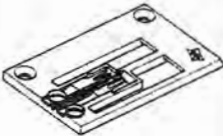
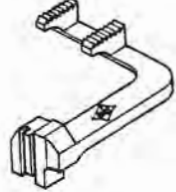
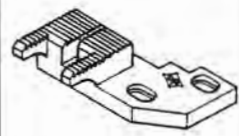


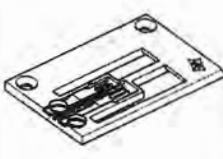
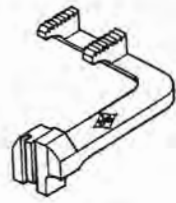
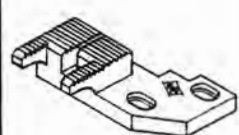

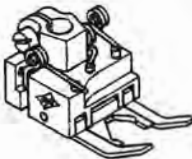
RICAMBI KANSAI

GAUGE SET	WX8702D		WX8703D	WX8802D		WX8803D	
	1/8" (232) 5/32" (240) 3/16" (248)	7/32" (256) 1/4" (264)	7/32" (356) 1/4" (364)	1/8" (232) 5/32" (240) 3/16" (248)	7/32" (256) 1/4" (264)	7/32" (356) 1/4" (364)	
Throat Plate	 14-8060-0 14-8070-0 14-8080-0		 14-8200-0 14-8190-0	 14-8060-0 14-8070-0 14-8080-0		 14-8200-0 14-8190-0	
Front Feed Dog	 15-8050-0 15-8070-0		 15-8050-0 15-8070-0				
Rear Feed Dog	 15-8060-0 15-8080-0		 15-8060-0 15-8080-0				
Needle Clamp asm.	 12-8260-0 12-8270-0 12-8280-0	 12-8290-0 12-8300-0	 12-8380-0 12-8390-0	 12-8260-0 12-8270-0 12-8280-0	 12-8290-0 12-8300-0	 12-8380-0 12-8390-0	
Presser foot asm.	 17-6760-1 17-6770-1 17-6780-1		 17-6810-1 17-6820-1		 17-8060-1 17-8070-1 17-8080-1		 17-8090-1 17-8100-1 17-8180-1 17-8190-1

RICAMBI KANSAI

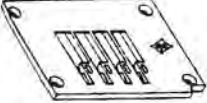

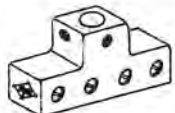
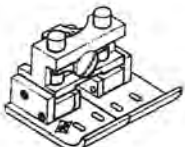
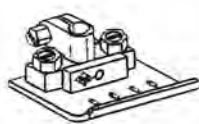
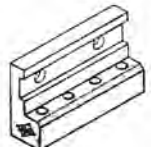

GAUGE SET	WX8703DE	WX8803DE	WX8803C	WX8802F		WX8803F
	7/32" (356) 1/4" (364)	7/32" (356) 1/4" (364)	7/32" (356) 1/4" (364)	1/8" (232) 5/32" (240)	3/16" (248) 7/32" (256) 1/4" (264)	7/32" (356) 1/4" (364)
Throat Plate	 14-8220-0 14-8230-0	 14-8220-0 14-8230-0	 14-8600-0 14-8620-0	 14-7260-0 14-7360-0	 14-7460-0 14-7560-0 14-7660-0	 14-8560-0 14-8660-0
Front Feed Dog	 15-8070-0	 15-8230-0	 15-8130-0	 15-8110-0		
Rear Feed Dog	 15-8080-0	 15-8140-0	 15-8120-0	 15-8120-0		
Needle Clamp asm.	 12-8380-0 12-8390-0	 12-8380-0 12-8390-0	 12-8260-0 12-8270-0	 12-8280-0 12-8290-0 12-8300-0	 12-8380-0 12-8390-0	
Presser foot asm.	 17-7850-1 17-7950-1	 17-8850-1 17-8950-1	 17-8610-1 17-8620-1	 17-8260-1 17-8360-1	 17-8460-1 17-8560-1 17-8660-1	 17-8860-1 17-8960-1

RICAMBI KANSAI

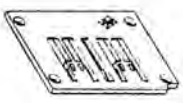

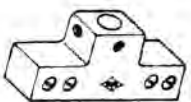
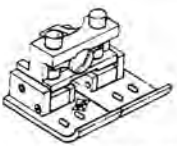
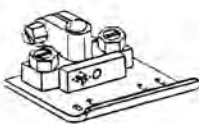


GAUGE SET	Throat Plate	Front Feed Dog	Rear Feed Dog	Needle Clamp asm.	Presser foot asm.
DPW-1301S	 14-302	 15-302	 15-362	 12-702	 17-301
DPW-1301W	 14-302	 15-302	 15-362	 12-702	 17-302
DPW-1302S	 14-301	 15-301	 15-361	 12-702	 17-301
DPW-1302W	 14-301	 15-301	 15-361	 12-702	 17-361

**ORDINARE CITANDO SEMPRE
IL NUMERO ORIGINALE DEL PEZZO**

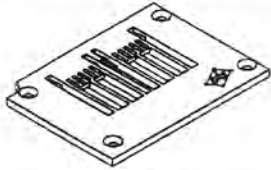
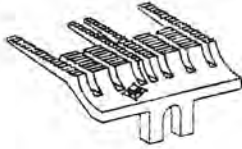
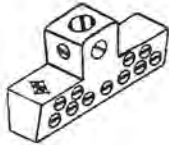
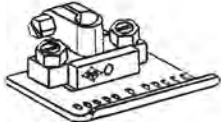
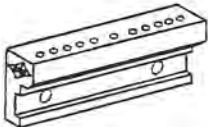

RICAMBI KANSAI

GAUGE SET	1404P-M				1404P-F			
	9/16" 3/4" 7/8"	15/16" 63/64" 1"	1-1/8" 1-1/4" 1-5/16"	1-3/8" 1-1/2" 1-3/4"	9/16" 3/4" 7/8"	15/16" 63/64" 1"	1-1/8" 1-1/4" 1-5/16"	1-3/8" 1-1/2" 1-3/4"
	Throat Plate 	14-4170-0 14-4180-0 14-4181-0	14-4190-0 14-4200-0 14-4210-0	14-4220-0 14-4230-0 14-4231-0	14-4232-0 14-4240-0 14-4250-0	14-4170-0 14-4180-0 14-4181-0	14-4190-0 14-4200-0 14-4210-0	14-4220-0 14-4230-0 14-4231-0
Feed Dog 	15-4170-0 15-4180-0 15-4181-0	15-4190-0 15-4200-0 15-4210-0	15-4220-0 15-4230-0 15-4231-0	15-4232-0 15-4240-0 15-4250-0	15-4170-0 15-4180-0 15-4181-0	15-4190-0 15-4200-0 15-4210-0	15-4220-0 15-4230-0 15-4231-0	15-4232-0 15-4240-0 15-4250-0
Needle Clamp asm. 	12-4170-1 12-4180-1 12-4181-1	12-4190-1 12-4200-1 12-4210-1	12-4220-1 12-4230-1 12-4231-1	12-4232-1 12-4240-1 12-4250-1	12-4170-1 12-4180-1 12-4181-1	12-4190-1 12-4200-1 12-4210-1	12-4220-1 12-4230-1 12-4231-1	12-4232-1 12-4240-1 12-4250-1
Presser foot asm.  	17-4170-1 17-4180-1 17-4181-1	17-4190-1 17-4200-1 17-4210-1	17-4220-1 17-4230-1 17-4231-1	17-4232-1 17-4240-1 17-4250-1	17-4170-F 17-4180-F 17-4181-F	17-4190-F 17-4200-F 17-4210-F	17-4220-F 17-4230-F 17-4231-F	17-4232-F 17-4240-F 17-4250-F
Looper Holder 	19-4170-0 19-4180-0 19-4181-0	19-4190-0 19-4200-0 19-4210-0	19-4220-0 19-4230-0 19-4231-0	19-4232-0 19-4240-0 19-4250-0	19-4170-0 19-4180-0 19-4181-0	19-4190-0 19-4200-0 19-4210-0	19-4220-0 19-4230-0 19-4231-0	19-4232-0 19-4240-0 19-4250-0
Retainer Holder 	18-4170-0 18-4180-0 18-4181-0	18-4190-0 18-4200-0 18-4210-0	18-4220-0 18-4230-0 18-4231-0	18-4232-0 18-4240-0 18-4250-0	18-4170-0 18-4180-0 18-4181-0	18-4190-0 18-4200-0 18-4210-0	18-4220-0 18-4230-0 18-4231-0	18-4232-0 18-4240-0 18-4250-0

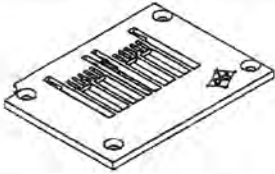
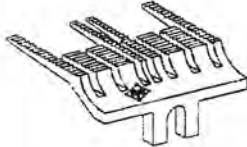
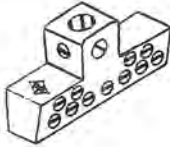
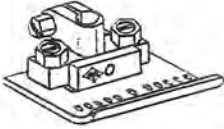
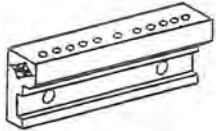

RICAMBI KANSAI

GAUGE SET	1404WB-M-				1404WB-F-			
	A (1/4x3/4x1/4") B (1/4x1/2x1/4") C (1/4x5/8x1/4") D (1/4x7/8x1/4")	E (1/4x1x1/4") F (1/4x1-1/8x1/4") G (1/4x1-1/4x1/4") H (1/4x1-3/8x1/4")	I (1/4x1-5/8x1/4") J (1/4x1-3/4x1/4") K (1/4x1-1/2x1/4")	L (3/16x3/4x3/16") M (3/16x7/8x3/16") N (3/16x5/8x3/16") O (3/16x1x3/16")	A (1/4x3/4x1/4") B (1/4x1/2x1/4") C (1/4x5/8x1/4") D (1/4x7/8x1/4")	E (1/4x1x1/4") F (1/4x1-1/8x1/4") G (1/4x1-1/4x1/4") H (1/4x1-3/8x1/4")	I (1/4x1-5/8x1/4") J (1/4x1-3/4x1/4") K (1/4x1-1/2x1/4")	L (3/16x3/4x3/16") M (3/16x7/8x3/16") N (3/16x5/8x3/16") O (3/16x1x3/16")
Throat Plate								
	14-4270-0 14-4280-0 14-4290-0 14-4301-0	14-4310-0 14-4330-0 14-4340-0 14-4350-0	14-4390-0 14-4400-0 14-4410-0	14-4260-0 14-4360-0 14-4370-0 14-4320-0	14-4270-0 14-4280-0 14-4290-0 14-4301-0	14-4310-0 14-4330-0 14-4340-0 14-4350-0	14-4390-0 14-4400-0 14-4410-0	14-4260-0 14-4360-0 14-4370-0 14-4320-0
Feed Dog								
	15-4270-0 15-4280-0 15-4290-0 15-4301-0	15-4310-0 15-4330-0 15-4340-0 15-4350-0	15-4390-0 15-4400-0 15-4410-0	15-4260-0 15-4360-0 15-4370-0 15-4320-0	15-4270-0 15-4280-0 15-4290-0 15-4301-0	15-4310-0 15-4330-0 15-4340-0 15-4350-0	15-4390-0 15-4400-0 15-4410-0	15-4260-0 15-4360-0 15-4370-0 15-4320-0
Needle Clamp asm.								
	12-4270-1 12-4280-1 12-4380-1 12-4301-1	12-4290-1 12-4330-1 12-4340-1 12-4350-1	12-4390-1 12-4400-1 12-4410-1	12-4260-1 12-4360-1 12-4370-1 12-4300-1	12-4270-1 12-4280-1 12-4380-1 12-4301-1	12-4290-1 12-4330-1 12-4340-1 12-4350-1	12-4390-1 12-4400-1 12-4410-1	12-4260-1 12-4360-1 12-4370-1 12-4300-1
Presser foot asm.								
	17-4270-1 17-4280-1 17-4290-1 17-4301-1	17-4310-1 17-4330-1 17-4340-1 17-4350-1	17-4390-1 17-4400-1 17-4410-1	17-4260-1 17-4360-1 17-4370-1 17-4320-1	17-4270-F 17-4280-F 17-4290-F 17-4301-F	17-4310-F 17-4330-F 17-4340-F 17-4350-F	17-4390-F 17-4400-F 17-4410-F	17-4260-F 17-4360-F 17-4370-F 17-4320-F
Looper Holder (x2PCS)								
	19-4130-0			19-4120-0	19-4130-0			19-4120-0
Looper Holder (old)	19-4270-0 19-4280-0 19-4380-0 19-4301-0	19-4290-0 19-4330-0 19-4340-0 19-4350-0	19-4390-0 19-4400-0 19-4410-0	19-4260-0 19-4360-0 19-4320-0 19-4300-0	19-4270-0 19-4280-0 19-4380-0 19-4301-0	19-4290-0 19-4330-0 19-4340-0 19-4350-0	19-4390-0 19-4400-0 19-4410-0	19-4260-0 19-4360-0 19-4320-0 19-4300-0
Retainer Holder								
	18-4270-0 18-4280-0 18-4290-0 18-4301-0	18-4310-0 18-4330-0 18-4340-0 18-4350-0	18-4390-0 18-4400-0 18-4410-0	18-4260-0 18-4360-0 18-4370-0 18-4320-0	18-4270-0 18-4280-0 18-4290-0 18-4301-0	18-4310-0 18-4330-0 18-4340-0 18-4350-0	18-4390-0 18-4400-0 18-4410-0	18-4260-0 18-4360-0 18-4370-0 18-4320-0

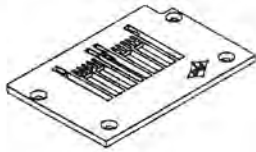
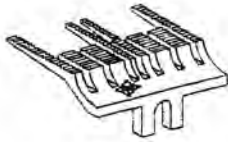
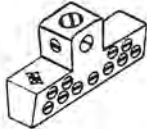
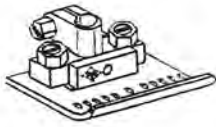
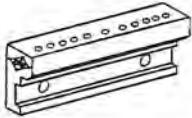

RICAMBI KANASAI

GAUGE SET	1404-5P	1404-6P	1404-6P	1404-8P	1404-9P	1404-10P
	3/8"	3/16" 1/4"	5/16" 3/8" 7/16"	3/16" 1/4" 5/16"	1/4"	3/16" 1/4"
Throat Plate (Small)						
	16-504-4	14-4420-0 14-4430-0	14-4450-0 14-4440-0 14-4460-0	14-4640-0 14-4650-0 14-4660-0	14-4700-S	14-4740-0 14-4750-0
Feed Dog						
	16-504-5	15-4420-0 15-4430-0	15-4450-0 15-4440-0 15-4460-0	15-4640-0 15-4650-0 15-4660-0	15-4700-0	15-4740-0 15-4750-0
Needle Clamp asm.						
	16-504-2	12-4420-1 12-4430-1	12-4450-1 12-4440-1 12-4460-1	12-4640-1 12-4650-1 14-4660-1	12-4700-1	12-4740-1 12-4750-1
Presser foot asm.						
	16-584	17-4420-1 17-4430-1	17-4450-1 17-4440-1 17-4460-1	17-4640-1 17-4650-1 17-4660-1	17-4700-1	17-4740-1 17-4750-1
Looper Holder						
	16-504-9	19-4420-0 19-4430-0	19-4450-0 19-4440-0 19-4460-0	19-4640-0 19-4650-0 19-4660-0	19-4700-0	19-4740-0 19-4750-0
Retainer Holder						
	16-504-8	18-4420-0 18-4430-0	18-4450-0 18-4440-0 18-4460-0	18-4640-0 18-4650-0 18-4660-0	18-4700-0	18-4740-0 18-4750-0

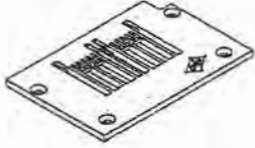


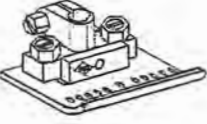
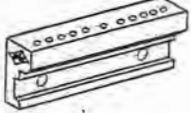

RICAMBI KANSAI

GAUGE SET	1404-11P	1404-12P	1404-13P	1404-15P	1404-17P	1404-21P
	1/8"	3/16"	1/8" 1/4" & 1/8"	1/8"	1/8"	1/8"
Throat Plate (Small)						
	16-114-4	14-4970-S	16-134-4 16-136-4	16-156-4	16-176-4	16-217-4
Feed Dog						
	16-114-5	15-4970-0	16-134-5 16-136-5	16-156-5	16-176-5	16-217-5
Needle Clamp asm.						
	16-114-2	12-4990-1	16-134-2 16-136-2	16-156-2	16-176-2	16-217-2
Presser foot asm.						
	16-114-7	17-4970-1	16-134-7 16-136-7	16-156-7	16-176-7	16-217-7
Looper Holder						
	16-114-9	19-4970-0	16-134-9 16-136-9	16-156-9	16-176-9	16-217-9
Retainer Holder						
	16-114-8	18-4970-0	16-134-8 16-136-8	16-156-8	16-176-8	16-217-8

RICAMBI KANSAI

GAUGE SET	1412-6P	1412-6P	1412-8P	1412-9P	1412-10P	1412-11P	1412-12P
	3/16" 1/4" 5/16"	3/8" 7/16"	3/16" 1/4" 5/16"	1/4"	3/16" 1/4"	1/8"	3/16"
Throat Plate							
	14-4420-B 14-4430-B 14-4450-B	14-4440-B 14-4460-B	14-4640-B 14-4650-B 14-4660-B	14-4700-0	14-4740-B 14-4750-B	16-114-4B	14-4970-0
Feed Dog							
	15-4420-0 15-4430-0 15-4450-0	15-4440-0 15-4460-0	15-4640-0 15-4650-0 15-4660-0	15-4700-0	15-4740-0 15-4750-0	16-114-5	15-4970-0
Needle Clamp asm.							
	12-4420-1 12-4430-1 12-4450-1	12-4440-1 12-4460-1	12-4640-1 12-4650-1 12-4660-1	12-4700-1	12-4740-1 12-4750-1	16-114-2	12-4990-1
Presser foot asm.							
	17-4420-1 17-4430-1 17-4450-1	17-4440-1 17-4460-1	17-4640-1 17-4650-1 17-4660-1	17-4700-1	17-4740-1 17-4750-1	16-114-7	17-4970-1
Looper Holder							
	19-4420-0 19-4430-0 19-4450-0	19-4440-0 19-4460-0	19-4640-0 19-4650-0 19-4660-0	19-4700-0	19-4740-0 19-4750-0	16-114-9	19-4970-0
Retainer Holder							
	18-4420-0 18-4430-0 18-4450-0	18-4440-0 18-4460-0	18-4640-0 18-4650-0 18-4660-0	18-4700-0	18-4740-0 18-4750-0	16-114-8	18-4970-0

RICAMBI KANSAI

GAUGE SET	1412-12P	1412-13P	1412-13P	1412-15P	1412-17P	1412-21P	1412-23P
	1/4"	1/8"	1/4"&1/8"	1/8"	1/8"	1/8"	1/8"
Throat Plate							
	14-4960-0	16-134-4B	16-136-4B	16-156-4B	16-176-4B	16-217-4B	16-237-4B
Feed Dog							
	15-4960-0	16-134-5	16-136-5	16-156-5	16-176-5	16-217-5	16-237-5
Needle Clamp asm.							
	12-4980-1	16-134-2	16-136-2	16-156-2	16-176-2	16-217-2	16-237-2
Presser foot asm.							
	17-4960-1	16-134-7	16-136-7	16-156-7	16-176-7	16-217-7	16-237-7
Looper Holder							
	19-4960-0	16-134-9	16-136-9	16-156-9	16-176-9	16-217-9	16-237-9
Retainer Holder							
	18-4960-0	16-134-8	16-136-8	16-156-8	16-176-8	16-217-8	16-237-8